

## SolConeX compact wall-mounting socket Series 8572/13



- > Rotary switch mechanism
- > Integrated locking device
- > Zone 1 and 21
- > IP66
- > Wide ambient temperature range (-50 to +65 °C)
- > IEC/EN 60309-1/2 compatible
- > Full AC-3 switching capacity

E3

www.stahl.de



18665E00



The SolConeX series of plug and socket devices is being continuously further developed according to the latest standards. Furthermore, our customers' requirements for their applications have been integrated into our innovative SolConeX series.

Due to its extremely small dimensions, this series enables direct installation / mounting in machines and systems.

Straight-through insertion and locking by way of an integrated rotary switch ensures high connection reliability and reliable voltage disconnection with full AC-3 switching capability.

The high IP66 degree of protection ensures safe use and 100% functional safety in every application position.

The sealed plug pins reliably prevent the ingress of dirt or water into the connection chamber even when the plug is not plugged in.

The high quality plastics and sealing materials enable use even in extreme offshore, onshore, maritime or pharmaceutical applications, in demanding, freezing conditions in the Arctic Ocean or under direct sunlight in the desert.

Zone	ATEX / IECEx					
	0	1	2	20	21	22
For use in		x	x		x	x







**WebCode 8572A**

# SolConeX compact wall-mounting socket

## Series 8572/13



### Selection Table

Version	No. of poles	Voltage [V]	Colour code	Frequency Hz	h	Order number	Art. no.	Weight kg
SolConeX compact wall-mounting socket  18664E00	 16992E00 2 P + PE	> 50 ... >50	green	> 300 - 500	02	<b>8572/13-302</b>	<b>242338</b>	0.380
		> 50 ... 110	light-grey	DC	03	<b>8572/13-303</b>	<b>242337</b>	0.380
		200 ... 250	blue	50 and 60	06	<b>8572/13-306</b>	<b>242334</b>	0.380
		According to isolating transformer	blue	50 and 60	12	<b>8572/13-312</b>	<b>242339</b>	0.380
	 16992E00 1 P + N + PE	100 ... 130	yellow	50 and 60	04	<b>8572/13-304</b>	<b>242336</b>	0.380
		277 ... 277	light-grey	60	05	<b>8572/13-305</b>	<b>242335</b>	0.380
SolConeX plug  10329E00	 09195E00 2 P + PE	>50	green	>300-500 <sup>1)</sup>	02	<b>8570/12-302</b>	<b>257776</b>	0.310
		50 ... 110	light grey	DC	03	<b>8570/12-303</b>	<b>257777</b>	0.310
		200 ... 250	blue	50 and 60	06	<b>8570/12-306</b>	<b>257780</b>	0.420
		According to isolating transformer	blue	50 and 60	12	<b>8570/12-312</b>	<b>257781</b>	0.310
	 09195E00 1 P + N + PE	100 ... 130	yellow	50 and 60	04	<b>8570/12-304</b>	<b>257778</b>	0.420
		277	light grey	60	05	<b>8570/12-305</b>	<b>257779</b>	0.310

### Explosion Protection

Design	SolConeX compact wall-mounting socket	SolConeX plug
<b>Global (IECEx)</b>		
Gas and dust	IECEx PTB 16.0027 Ex db eb IIC T6 Gb Ex tb IIIC T70 °C Db	IECEx PTB 05.0023 Ex db eb IIC T6 Gb Ex tb IIIC T80 °C Db
<b>Europe (ATEX)</b>		
Gas and dust	PTB 16 ATEX 1015 ⊕ II 2 G Ex db eb IIC T6 Gb ⊕ II 2 D Ex tb IIIC T70 °C Db	PTB 03 ATEX 1227 ⊕ II 2 G Ex db eb IIC T6 Gb ⊕ II 2 D Ex tb IIIC T80 °C Db
<b>Certifications and certificates</b>		
Certificates	IECEx, ATEX	IECEx, ATEX

### Technical Data

Electrical data	
Rated operational voltage	max. 277 V AC / 110 V DC
Frequency	0 to 60 Hz (for frequencies > 100 Hz reduction to 12 A required)
Voltage tolerance	-10 ... +6 %
Utilization category	AC-3: 277 V / 16 A DC-1: 110 V / 16 A DC-13: 50 V / 16 A
Rated operational power	4 kW                      220 V / 230 V / 240 V
Rated insulation voltage	550 V
Back-up fuse	
without thermal protection	16 A gG
with thermal protection	35 A gG

# SolConeX compact wall-mounting socket

## Series 8572/13



### Technical Data

#### Ambient conditions

Ambient temperature	-50 to +65 °C, -40 to +65 °C, optional (silicone-free)		
Temperature class	Current	Ambient temperature	
T6	16 A [2.5 mm <sup>2</sup> ]	Ta = 45 °C	
	12 A [2.5 mm <sup>2</sup> ]	Ta = 55 °C	
	10 A [2.5 mm <sup>2</sup> ]	Ta = 65 °C	

#### Mechanical data

Number of poles	2 P + $\frac{1}{2}$ / 1 P + N + $\frac{1}{2}$		
Enclosure material	Polyamide, glass fibre reinforced		
Degree of protection	IP66 acc. to IEC/EN 60529		
Connection type	Screw terminals		
Connection cross-section	solid	1 x 0.75 mm <sup>2</sup> to 2 x 4 mm <sup>2</sup>	
	finely stranded	1 x 0.75 mm <sup>2</sup> to 2 x 4 mm <sup>2</sup>	
	finely stranded with core end sleeve	1 x 0.75 mm <sup>2</sup> to 2 x 4 mm <sup>2</sup>	

Weight	0.380 kg
Service life	5000 switching cycles (electrical and mechanical) according to IEC/EN 60309-1
Tightening torque	Terminals: 1.2 Nm Connection chamber cover of the wall-mounting socket: max. 1.8 Nm

#### Cable entries

Cable gland	1 x M25x1.5 on bottom (acc. to order, positioning on the top or at the side also possible) Optional: on the top max. 2 x M25x1.5; also available with stopping plug or metallic entries					
	Thread size	A/F	Clamping range	Clamping range + RDE*	Tightening torque Connection thread at 20 °C	Tightening torque Cap nut at 20 °C
	M20x1.5	24	7 to 13 mm	4 to 8 mm	2.3 Nm	1.5 Nm
	M25x1.5	29	10 to 17 mm	7 to 12 mm	3 Nm	2 Nm

\* Reduction sealing insert

<sup>1)</sup> max. clamping range depending on expansion adapter used (smaller if applicable)

#### Stopping plug

1 x M25x1.5  
When used in an application range of < -40 °C, the seal is only intended for a one-time installation. Replace the seal before mounting it again.

Thread size	A/F	Tightening torque Connection thread at 20 °C
M20x1.5	24	1 Nm
M25x1.5	29	1.5 Nm
M32x1.5	36	2.5 Nm

#### Plug cable diameter

8 to 18 mm	
Ring 1 + 2 + 3 + 4	8 to 11 mm
Ring 2 + 3 + 4	11 to 15 mm
Ring 3 + 4	15 to 18 mm

E3


# SolConeX compact wall-mounting socket

## Series 8572/13



### Arrangement of Earth Contact Sockets

Example:  
Clock hour position,  
Front view of socket



18442E00

Example:  
Clock hour position



18609E00

200 - 250 V = 6 h

Marking of connections  
Front view of socket



18609E00



2 P +  $\perp$



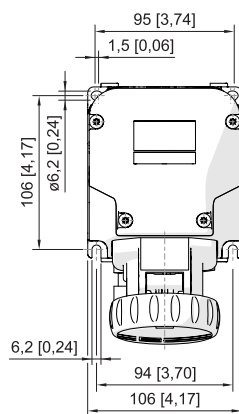
18443E00

1 P + N +  $\perp$

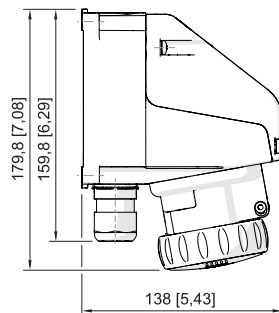
### Accessories and Spare Parts

Designation	Figure	Description	Art. no.	Weight
Protective cap		for plug 3 pole	150496	kg 0.043
Dust cover		Retrofittable dust protection for 3-pole sockets.	257438	0,005

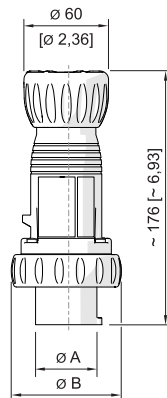
### Dimensional drawings (all dimensions in mm [inches]) – Subject to modifications



8572/13 SolConeX compact wall-mounting socket



18340E00



10337E00

8570/12-... SolConeX plug

Type	A	B
8570/12-3..	43.5	76

We reserve the right to make alterations to the technical data, dimensions, weights, designs and products available without notice. The illustrations cannot be considered binding.