

EXLUX Linear Luminaire for Fluorescent Lamps

Series 6401



- Can be used in Zone 2, 21 and 22
- Explosion-protected linear luminaire with two fluorescent lamps: 18 W, 36 W and 58 W
- Extremely robust: Impact strength rating of IK10

E2

WebCode **6401A**



The 6401 EXLUX luminaire is suited to normal indoor and outdoor lighting applications. In no time at all and with very little effort, using the accessories it can be fitted to the wall, ceiling or a pole, or alternatively, it can be suspended. The practical central lock is available with an optional switching element that disconnects the power supply at all poles when the plastic enclosure is opened. Lightweight yet strong: The high-quality workmanship makes this luminaire robust and minimises maintenance requirements.

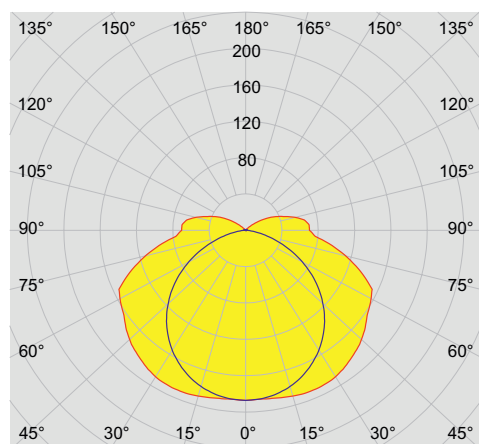
	IECEX / ATEX					
Zone	0	1	2	20	21	22
Installation in			•		•	•

Selection Table							
Size		2					
Lamp wattage		18 W					
Drilled holes	Threaded plate	Cable glands and entries	Stopping plugs	Disconnection of the luminaire	Product Type	Art. No.	Weight
3 x M20	2x SS430 stainless steel	Can be ordered as accessories	Can be ordered as accessories	No	6401/522-8508-15-232	239555	3.2 kg
3 x M25	2x plastic	2 x M25 Ø 7 – 17 mm	2 x M25 x 1.5	No	6401/522-8508-15-131	239552	3.2 kg
Size		4					
Lamp wattage		36 W					
Drilled holes	Threaded plate	Cable glands and entries	Stopping plugs	Disconnection of the luminaire	Product Type	Art. No.	Weight
3 x M20	2x SS430 stainless steel	Can be ordered as accessories	Can be ordered as accessories	No	6401/542-8508-15-232	239556	5.5 kg
3 x M25	2x plastic	2 x M25 Ø 7 – 17 mm	2 x M25 x 1.5	No	6401/542-8508-15-131	239553	5.5 kg
Size		6					
Lamp wattage		58 W					
Drilled holes	Threaded plate	Cable glands and entries	Stopping plugs	Disconnection of the luminaire	Product Type	Art. No.	Weight
3 x M20	2x SS430 stainless steel	Can be ordered as accessories	Can be ordered as accessories	No	6401/562-8508-15-232	239557	7.9 kg
3 x M25	2x plastic	2 x M25 Ø 7 – 17 mm	2 x M25 x 1.5	No	6401/562-8508-15-131	239554	7.9 kg

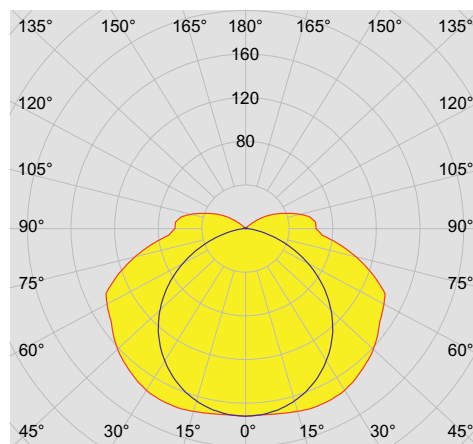
Cable glands and entries and stopping plugs made from moulded material are included loose with the product (installation required). Threaded plate included.
The light fittings are supplied without fluorescent lamps or mounting material. These parts must be ordered as accessories.

Technical Data

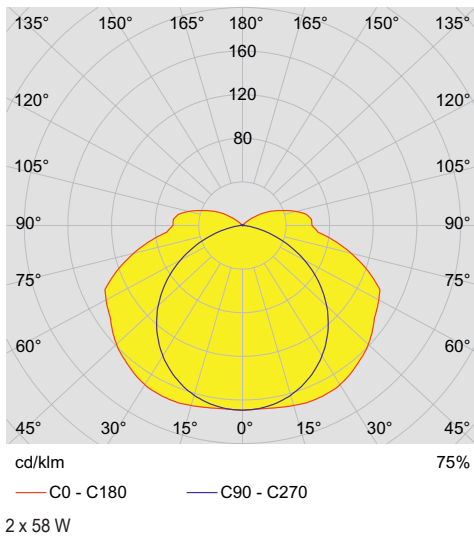
Variant	Design size 2 and 4	Design size 6
Explosion Protection		
IECEX gas explosion protection	Ex ec IIC T4 Gc	Ex ec IIC T4 Gc
IECEX dust explosion protection	Ex tb / tc IIIC T80 °C Db	Ex tb / tc IIIC T80 °C Db
ATEX gas explosion protection	⊕ II 3 G Ex ec IIC T4 Gc	⊕ II 3 G Ex ec IIC T4 Gc
ATEX dust explosion protection	⊕ II 2 D Ex tb / tc IIIC T80 °C Db	⊕ II 2 D Ex tb / tc IIIC T80 °C Db
Certificates	ATEX (PTB), IECEx (PTB)	ATEX (PTB), IECEx (PTB)
Class	I (with inner PE connection)	I (with inner PE connection)
Electrical Data		
Rated operational voltage AC	220 – 240 V	220 – 240 V
Rated operational voltage DC	220 – 240 V	220 – 240 V
Frequency range	50 – 60 Hz	50 – 60 Hz
Ambient Conditions		
Ambient temperature	-30 °C ... +50 °C (T80 °C) Note: Through wiring Max. 3x16 A (T80 °C)	-20 °C ... +50 °C (T80 °C) Note: Through wiring Max. 3x16 A (T80 °C)
Lighting Data		
Number of lamps	2	2
Lamp	G13 lamp base	G13 lamp base
Mechanical Data		
IP degree of protection (IEC 60598)	IP66/IP67	IP66
Class	I (with inner PE connection)	I (with inner PE connection)
Enclosure material	Polyester resin, Glass fibre reinforced	Polyester resin, Glass fibre reinforced
Translucent cover material	Polycarbonate	Polycarbonate
Installed terminal strip	PE + N + L1 + L2 + L3	PE + N + L1 + L2 + L3
Max. solid connection terminals	6 mm ²	6 mm ²
Impact strength (IEC 62262)	IK10	IK10
Enclosure colour	Light grey (RAL 7035)	Light grey (RAL 7035)
Notes	Connection terminals: Spring clamp terminal (2 free clamping units per pole)	
Components		
Ballast	ELXe	ELXe
Through wiring	With 5 conductors 2.5 mm ²	With 5 conductors 2.5 mm ²
Cable entry material	Polyamide, black	Polyamide, black

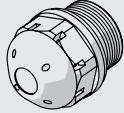
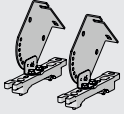
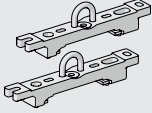
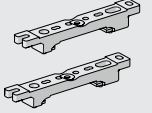
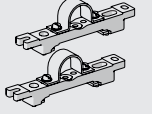

Light Distribution Curves – Subject to Alterations



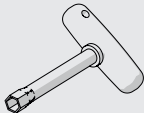
cd/klm 83%
 — C0 - C180 — C90 - C270
 2 x 18 W

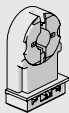
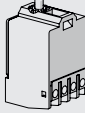




cd/klm 77%
 — C0 - C180 — C90 - C270
 2 x 36 W

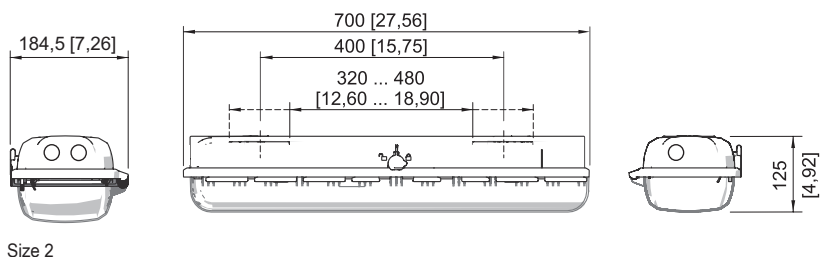


Accessories			
Figure	Description	Art. No.	Weight
Breather			
	Thread: M25 x 1.5; 1 pc; for installation in lights; in moulded material; without counter nut	138573	10 g
Ceiling and wall mounting bracket			
	mounted on a mounting rail for a variable mounting distance; Material: stainless steel; Lamp can be swiveled in steps of 15°; 1 pair	222827	1.2 kg
Mounting bracket			
	mounting clamp mounted on a mounting rail for a variable mounting distance; 1 pair	222456	400 g
Mounting rail			
	for a variable mounting distance; 1 pair	222826	350 g
Pipe clamp			
	R 1 1/2"; with mounting rail for a variable mounting distance; material: stainless steel; 1 pair	222459	700 g
	R 1 1/4"; with mounting rail for a variable mounting distance; Material: stainless steel; 1 pair	222458	700 g
	R 2"; with mounting rail for a variable mounting distance; Material: stainless steel; 1 pair	222460	750 g
Pole mounting sleeve			
	for the subsequent mounting on lights size 2 and size 4, completely with assembly parts (for pipe diameter 42 mm)	227512	3.2 kg

Accessories			
Figure	Description	Art. No.	Weight
Ring bolt			
	M8, direct mounting in insert nuts; 1 pair	115736	115 g
Socket key			
	M8 / wrench size 13; to open/close the central locking	222430	110 g

Spare Parts			
Figure	Description	Art. No.	Weight
	G13 lamp holder for light fittings with T8 fluorescent lamps for use in Zone 2 and for industrial applications (x 100 units)	107275	8 g
Contact element			
	8080/1-3-L 2 NC contact element	132527	26 g
Cover			
	for luminaire size 4	222428	1.15 kg
	for luminaire size 6	222429	1.45 kg
	for luminaire size 2	222427	639 g
Fluorescent lamp			
	36 W, 3350 lm	108951	200 g
	58 W, 5200 lm	108950	220 g
	18 W, 1350 lm	108952	100 g

Dimensional Drawings (All Dimensions in mm [inches]) – Subject to Alterations

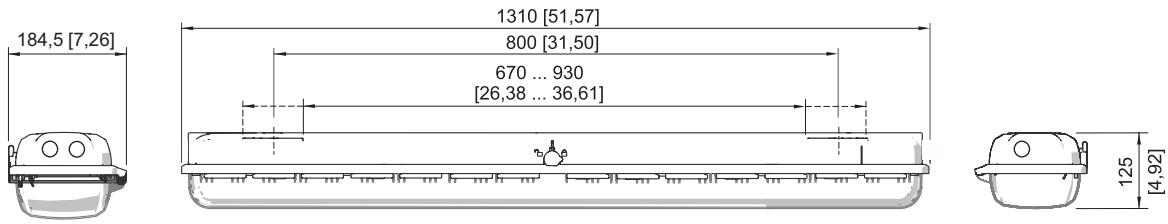


EXLUX Linear Luminaire for Fluorescent Lamps


Series 6401



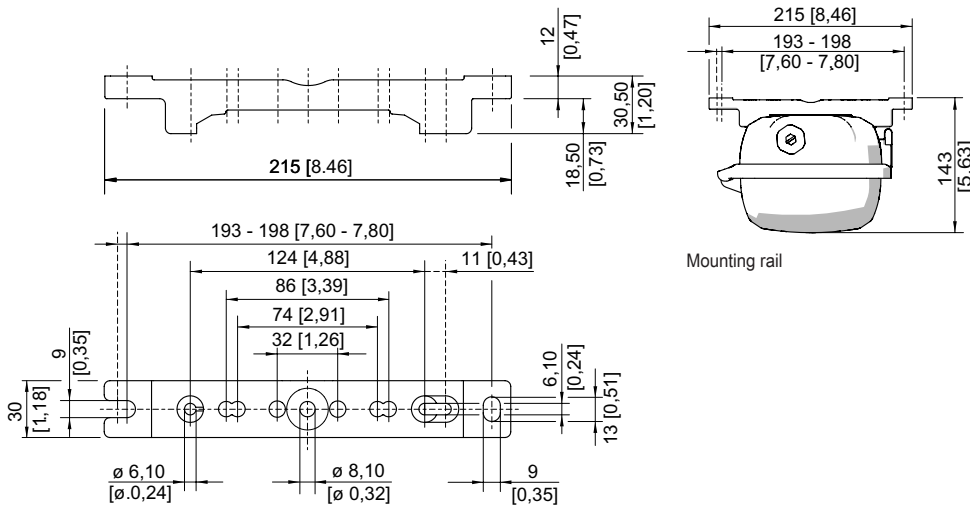
E2



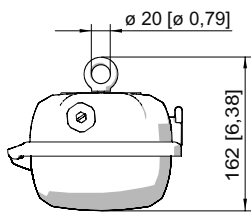
Size 4



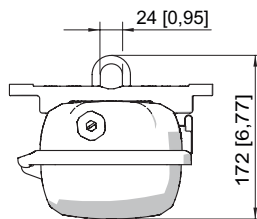
Size 6



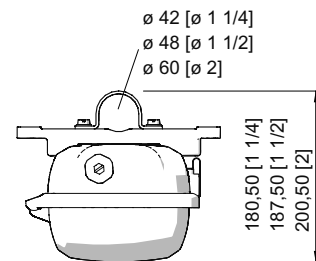
Mounting rail



Ring bolt fitted in insert nut of the luminaire

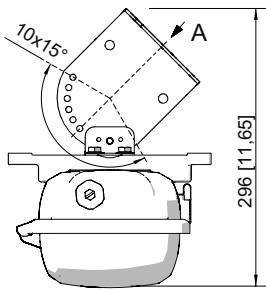


Mounting bracket fitted in mounting rail

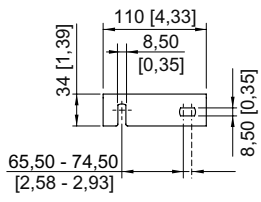


Pipe clamp fitted in mounting rail

E2



A



Wall mounting bracket fitted in mounting rail