

- Reduced costs thanks to faster wiring of ISpac devices
- Mounted and snapped onto standard DIN rails – can be extended at any time
- Suitable for industrial environments subject to vibration

A3

MY R. STAHL 9194A



The Series 9194 pac-Bus supplies 30 to 50 Series 91xx ISpac devices per pac-Bus segment with auxiliary power and receives error messages from these devices via a potential-free contact. It is quick and easy to install on high- or low-profile DIN rails without the need for tools, and can be extended at any time. The system is very mechanically robust, making it perfect for industrial environments.

The 9194/31-17 pac-Bus can be combined with the 9294/31-12 pac-Bus.

	IECEX / ATEX					
Zone	0	1	2	20	21	22
Installation in			•			

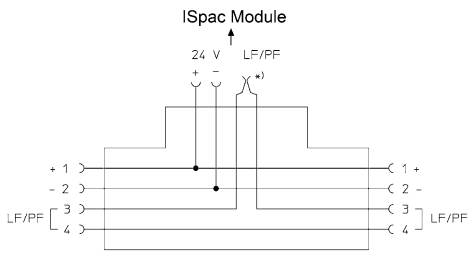
	NEC® 500 CE Code Appendix J					
	Class I		Class II		Class III	
Division	1	2	1	2	1	2
Installation in		•				

	CE Code Section 18					
	NEC® 505			NEC® 506		
	Class I					
Zone	0	1	2	20	21	22
Installation in			•			

Selection Table						
Product Description pac-Bus single element ISpac						
Figure	Description	Grid dimension	Product Type	Art. No.	Weight	
	Wiring auxiliary power and collective error message	17.6 mm	9194/31-17	160731	4 g	
Product Description pac-Bus terminal set ISpac						
Figure	Description	Grid dimension	Product Type	Art. No.	Weight	
	For the supply of 24 V DC auxiliary power via terminals (alternative to using the supply module 9193/21-11-11), with jumper for error message chain for ISpac module 91xx	–	9194/50-01	160730	8 g	


Technical Data	
Explosion Protection	
IECEX gas explosion protection	Ex ec IIC T4 Gc
ATEX gas explosion protection	Ⓔ II 3 G Ex ec IIC T4 Gc
Certificates	ATEX (BVS), Brazil (ULB), Canada (FM), China (NEPSI), IECEX (BVS), India (PESO), USA (FM)
Ship approval	CCS, EU RO MR (DNV)
Declaration of Conformity	ATEX (EUK), China (CCC)
Electrical Data	
Connections	using pac-Bus terminal set 9194/50-01 or supply module 9193/21-11-11.
Mounting / Installation	
Mounting type	DIN rail NS35/15, NS35/7.5
Mounting orientation	Horizontal Vertical

Technical Drawings – Subject to Alterations

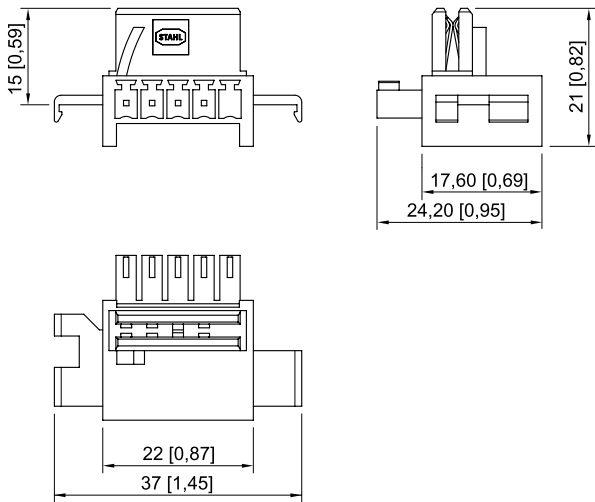


9194 connection diagram

Accessories

Figure	Description	Art. No.	Weight
Supply module			
	Redundant supply of 24 V DC auxiliary power (with fuse) and reading out the collective error message from Series 92xx ISpac modules which support this function. Spring clamp terminal connection	268184	135 g

Dimensional Drawings (All Dimensions in mm [inches]) – Subject to Alterations



Series 9194