



- Resistant Ex e terminal boxes made of stainless steel, degree of protection IP66, external M8 earth connection
- Version as screw-on cover or hinged cover with cam locks
- Fittings can be configured individually

MY R. STAHL 8150A



R. STAHL Series 8150 Ex e terminal boxes are made of brush finished stainless steel (1.4301, AISI 304 or 1.4404, AISI 316L) and are particularly resistant. The optimised design, like the circumferential protection channel on the cover opening and the silicone seal suitable for the most extreme temperature ranges, makes the enclosures usable worldwide. Various optional accessories are available.

	IECEX / ATEX					
Zone	0	1	2	20	21	22
Installation in		•	•		•	•

Selection Table							
Product Description	Ex e terminal box						
Enclosure material	Stainless steel 1.4404, (AISI 316L), brush finished						
Figure	Product Type	Dimensions (WxHxD)	Type of terminals 1	Terminal rail	Max. no. of 2.5 mm ² terminals	Art. No.	Weight
	8150/1-0727-0360-150-3311	727 x 360 x 150 mm	1 x Phoenix UT 2-conductor, 2.5 mm ² , grey	35 x 672 mm (1x)	114	275140	12 kg
	8150/1-0400-0400-150-3311	400 x 400 x 150 mm	1 x Phoenix UT 2-conductor, 2.5 mm ² , grey	35 x 358 mm (1x)	63	275139	8 kg
	8150/1-0400-0300-150-3311	400 x 300 x 150 mm	1 x Phoenix UT 2-conductor, 2.5 mm ² , grey	35 x 358 mm (1x)	63	275138	7.24 kg
	8150/1-0360-0360-091-3311	360 x 360 x 91 mm	1 x Phoenix UT 2-conductor, 2.5 mm ² , grey	35 x 301 mm (1x)	52	275137	4.27 kg
	8150/1-0360-0176-091-3311	360 x 176.5 x 91 mm	1 x Phoenix UT 2-conductor, 2.5 mm ² , grey	35 x 301 mm (1x)	52	275136	3.75 kg
	8150/1-0300-0200-150-3311	300 x 200 x 150 mm	1 x Phoenix UT 2-conductor, 2.5 mm ² , grey	35 x 258 mm (1x)	43	275135	4.28 kg
	8150/1-0236-0176-091-3311	236.5 x 176.5 x 91 mm	1 x Phoenix UT 2-conductor, 2.5 mm ² , grey	35 x 189 mm (1x)	27	275134	3.09 kg

Selection Table

Product Description Enclosure material		Ex e terminal box Stainless steel 1.4404, (AISI 316L), brush finished					
Figure	Product Type	Dimensions (WxHxD)	Type of terminals 1	Terminal rail	Max. no. of 2.5 mm ² terminals	Art. No.	Weight
	8150/1-0176-0176-091-3311	176.5 x 176.5 x 91 mm	1 x Phoenix UT 2-conductor, 2.5 mm ² , grey	35 x 133 mm (1x)	19	275133	2.54 kg
	8150/1-0176-0116-091-3311	176.5 x 116.5 x 91 mm	1 x Phoenix UT 2-conductor, 2.5 mm ² , grey	35 x 133 mm (1x)	19	275132	2.25 kg

Hinges can be ordered as accessories.

Technical Data

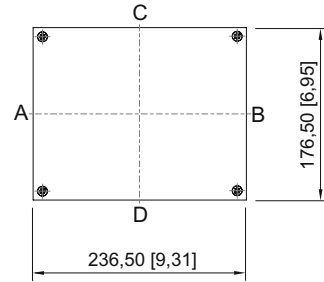
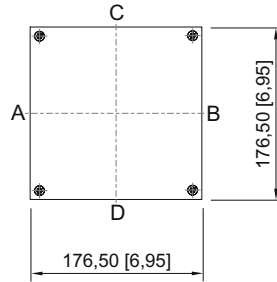
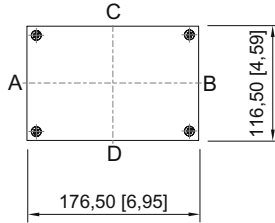
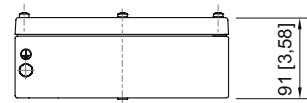
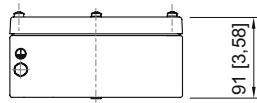
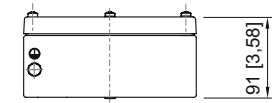
Explosion Protection	
IECEx gas explosion protection	Ex eb IIC T6 / T5 Gb
IECEx dust explosion protection	Ex tb IIIC T80 °C / T95 °C Db
ATEX gas explosion protection	⊕ II 2 G Ex eb IIC T6 / T5 Gb
ATEX dust explosion protection	⊕ II 2 D Ex tb IIIC T80 °C / T95 °C Db
Certificates	ATEX (PTB), IECEx (PTB), Korea (KGS), Taiwan (ITRI), USA (UL)
Notes	Product label may vary. Series devices are labelled with ATEX and IECEx.
Electrical Data	
Rated operational voltage AC	0 ... 690 V
Notes	Depending on the terminal type and the explosion-protected components used
Ambient Conditions	
Ambient temperature	-60 °C ... +40 °C (T6) -60 °C ... +55 °C (T5)
Mechanical Data	
Degree of protection IP (IEC 60529)	IP66
External protective conductor connection	M8
Silicone-free	No
Connection cross-section	2.5 mm ²
Components	
Notes	Please observe the data of the terminal manufacturer, e.g. the tightening torque

Accessories

Figure	Description	Art. No.	Weight
	Retrofittable hinge for enclosure up to max. 400 x 400 mm	275739	66 g

Dimensional Drawings (All Dimensions in mm [inches]) – Subject to Alterations

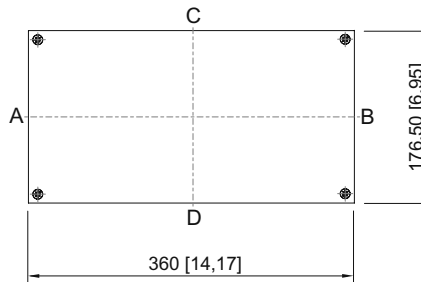
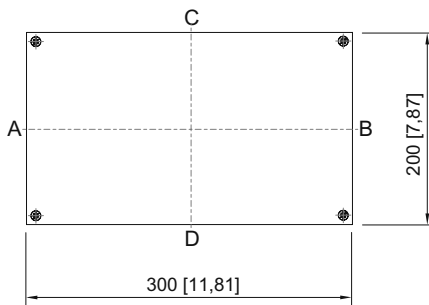
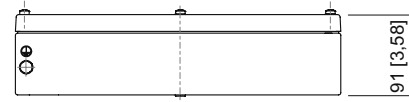
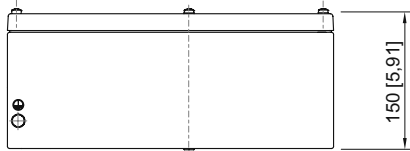
E3



8150/-0176-0116-091-..1.

8150/-0176-0176-091-..1.

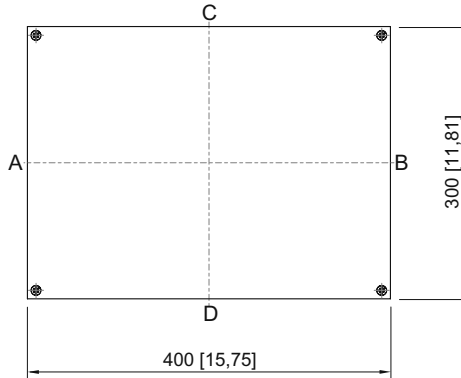
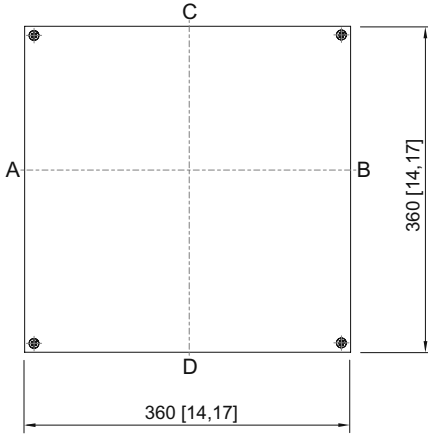
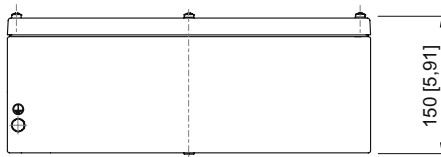
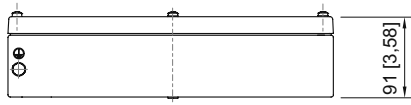
8150/-0236-0176-091-..1.



8150/-0360-0176-091-..1.

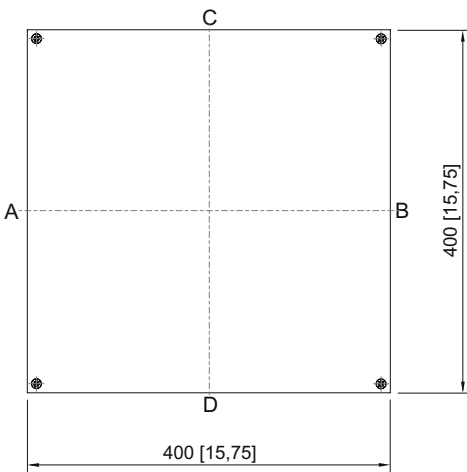
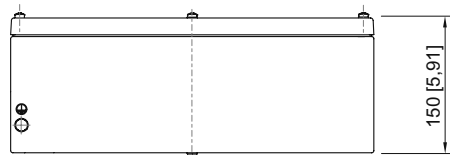
8150/-0300-0200-150-..1.

E3

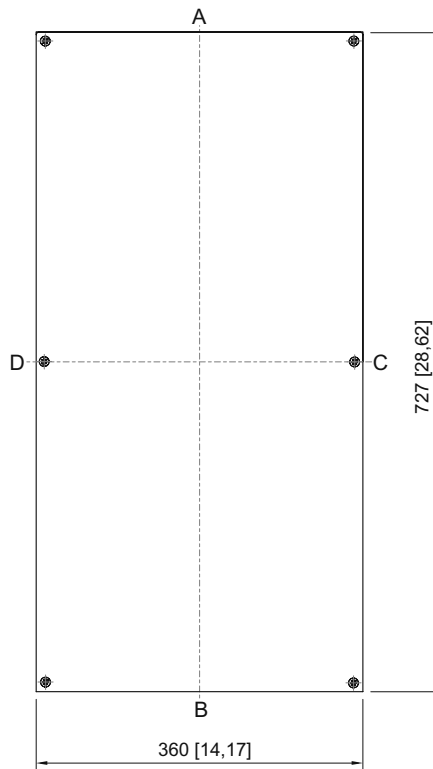


8150/-0360-0360-091-..1.

8150/-0400-0300-150-..1.



8150/-0400-0400-150-..1.



8150/-0727-0360-150-..1.

