



- Fast implementation of a customised structure or OEM solution
- No need to regularly check the tightness of the Ex nR enclosure part
- Five enclosure versions to choose from
- Expert support from R. STAHL
- Full range of cables for the field wiring
- Ceiling mounting permitted

MY R. STAHL 9851A



Application

The 9851 wireless/network enclosure system enables the use of standard wireless or network devices such as the WiFi access point, gateways with mobile communications, LoRaWAN, Bluetooth or RFID readers in Zone 2 that do not have approval for operation in hazardous areas. The international approvals make it possible to quickly implement a project-specific, customised structure or an OEM solution.

Benefits

Compared with solutions based on Ex d enclosures made of metal, the weight is reduced by up to 70%. The effort required for mounting is significantly reduced. The enclosure is made of glass fibre reinforced plastic, which allows the radio signals to be emitted, meaning that external antennas are not required. The connection is established via a separate connection chamber, which means that no access to the Ex nR enclosure is required and minimises maintenance work.

The engineering of your solution is based on the information from the form: Customized solution_9851 | EN, available on the Internet.

	IECEX / ATEX					
Zone	0	1	2	20	21	22
Installation in			•			

Selection Table			
Version	Ex nR/ec enclosure		
Product Type		Art. No.	Weight
9851/5-...		285180	-

Technical Data	
Explosion Protection	
IECEX gas explosion protection	Ex ec nR IIC T6...T4 Gc
ATEX gas explosion protection	Ⓔ II 3 G Ex ec nR IIC T6...T4 Gc
Declaration of Conformity	ATEX (EUK)
Electrical Data	
Frequency band	Depends on installed device
Grid-bound interface	Depends on installed device
Auxiliary power PoE	Yes

Technical Data

Electrical Data

Max. emitted power	For IIC: 2 W For IIB: 3,5 W For IIA: 6 W
--------------------	--

Ambient Conditions

Ambient temperature	-40 °C ... +70 °C Depends on installed device
Storage temperature	-40 °C ... +70 °C depending on the built-in device
Maximum relative humidity	5 to 95%
Use at the height of	≤ 2000 m

Mechanical Data

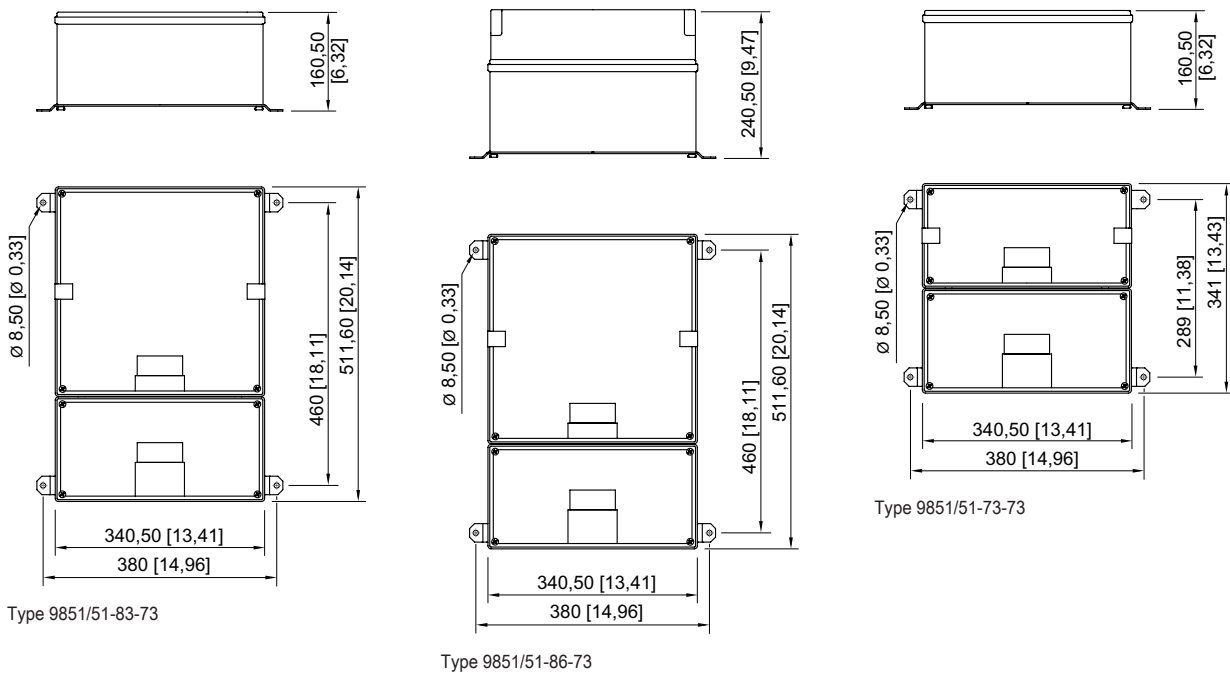
Degree of protection (IP)	IP66
Min. dimensions	341 x 341 x 161 mm
Max. dimensions	853 x 341 x 241 mm
Dimensions note	Depends on installed device
Dimensions note 2	incl. connection chamber, without cable glands

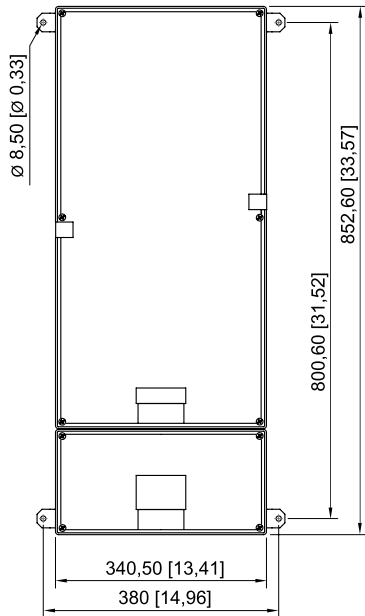
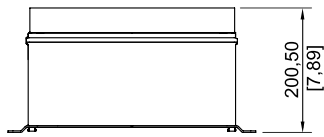
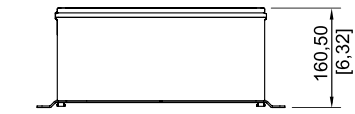
Mounting / Installation

Mounting type	Wall and ceiling mounting
---------------	---------------------------

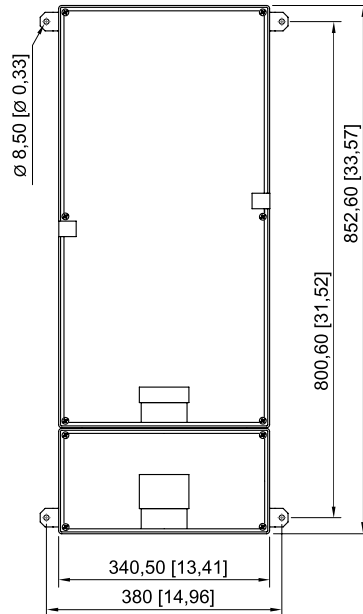
Please use the "Customised solution 9851" form to specify your requirements

Dimensional Drawings (All Dimensions in mm [inches]) – Subject to Alterations





Type 9851/51-93-73



Type 9851/51-95-73