



- Different voltage ranges according to EN 60309
- Safe to transport in stainless steel carrying frame with large carrying handle, free-standing set-up on feet
- Large temperature range of use
- High mechanical impact and shock resistance
- Perfect protection against penetration of liquids and dusts
- 3D data for download on the website

E3

WebCode **8571S**



The R. STAHL SolConeX 8571/16 series coupler sockets with switch socket are used to connect portable and stationary electrical equipment as well as cables and circuits in hazardous areas. Application range in Zone 1, 21 with full AC-3 switching capacity up to 32 A. With their stainless steel carrying frame with large carrying handle, they are easy to transport and can be positioned on the feet flexibly and securely.

Further product options available:

- Further voltage ranges according to EN 60309
- Silicone-free versions
- Customer-specific label plates
- Plates also in stainless steel

	IECEX / ATEX					
Zone	0	1	2	20	21	22
Installation in		•	•		•	•

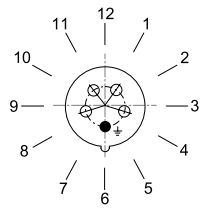
Selection Table								
Product Description	Coupler socket 32 A							
Figure	Detailed number of poles	Coding (clock hour position)	Rated operational voltage AC	Colour code	Frequency range	Product Type	Art. No.	Weight
	3 P + N + PE	5	347/600 to 400/690 V AC	Black	50 / 60 Hz	8571/16-505-S-26-X-XX-XXX	276204	3.35 kg
		6	200/346 to 240/415 V AC	Red	50 / 60 Hz	8571/16-506-S-26-X-XX-XXX	276205	3.35 kg
		7	277/480 to 288/500 V AC	Black	50 / 60 Hz	8571/16-507-S-26-X-XX-XXX	276206	3.35 kg
	3 P + PE	6	380 to 415 V AC	Red	50 / 60 Hz	8571/16-406-S-26-X-XX-XXX	276207	3.1 kg
		7	480 to 500 V AC	Black	50 / 60 Hz	8571/16-407-S-26-X-XX-XXX	276208	3.1 kg
		9	200 to 250 V AC	Blue	50 / 60 Hz	8571/16-409-S-26-X-XX-XXX	276209	3.1 kg

Technical Data	
Explosion Protection	
Scope of validity	European Union (ATEX) IECEX
Scope of validity Note	Other country markings available on request
IECEX gas explosion protection	Ex db eb IIC T6 ... T5 Gb

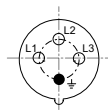
Technical Data	
Explosion Protection	
IECEx dust explosion protection	Ex tb IIIC T76 °C Db
ATEX gas explosion protection	⊕ II 2 G Ex db eb IIC T6 ... T5 Gb
ATEX dust explosion protection	⊕ II 2 D Ex tb IIIC T76 °C Db
Certificates	ATEX (PTB), Brazil (ULB), China (CQST), IECEx (PTB), India (PESO), Taiwan (ITRI)
Ship approval	DNV
Declaration of Conformity	ATEX (EUK), China (CCC)
Electrical Data	
Rated operational current	32 A
Utilisation category	AC-3: 690 V / 32 A DC-1: 110 V / 32 A UL508: 600 V / 30 A
Switching capacity main contacts	7.5 kW: 220 to 240 V 15 kW: 380 to 415 V 30 kW: 600 to 690 V
Device Specific Data	
Back-up fuse with thermal protection	63 A gG
Back-up fuse without thermal protection	35 A gG
Ambient Conditions	
Ambient temperature	-50 °C to +65 °C
Notes	For further information, see the operating instructions.
Mechanical Data	
IP degree of protection (IEC 60529)	IP66
IP degree of protection (IEC 60079)	IP64
Enclosure material	Polyamide, Glass fibre reinforced
Mounting frame material	Stainless steel
Silicone-free	No
Solid connection cross-section	1 x 2.5 mm ² ... 2 x 10 mm ²
Finely stranded connection cross-section	1 x 2.5 mm ² ... 2 x 6 mm ²
Impact strength (IEC 60079)	7 J
Impact strength (IEC 62262)	IK10
Lockable in	in 0- and I-position
Interlock	Prevents the plug from being pulled under load
Components	
Cable entry note	Entry 1: Lower left Entry 2: Lower right
Entry 1 model	CMP-32A2F100 KLE MsNi
Entry 1 type	Metal cable gland
Entry 1	M32 x 1.5
Entry 1 terminal area	19 – 25.5 mm
Metal entry possible 1	Yes
Entry 2 model	8290/3-M32
Entry 2 type	Polyamide stopping plug
Entry 2	M32 x 1.5
Metal entry possible 2	Yes

Arrangement of earth contact sleeves

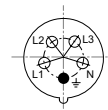
Time position
Example: 6h position



Arrangement of socket contacts and terminal markings



3 P + PE



3 P + N + PE

Arrangement of the socket contacts and terminal markings in the 6h position
(view from the front side of the shrouded socket outlet to the socket contacts)

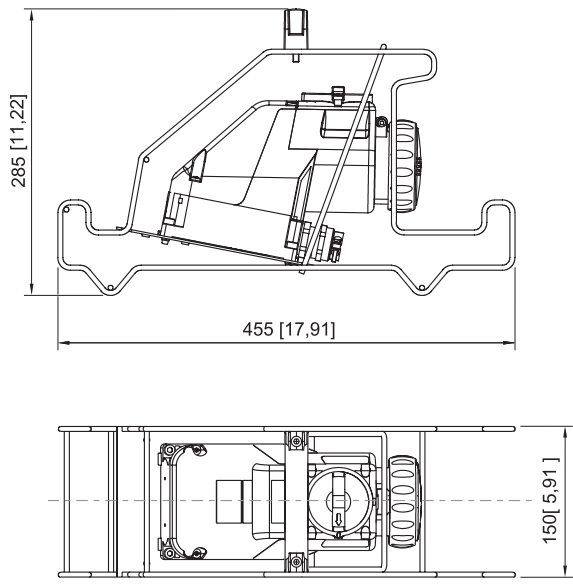
Accessories

Figure	Description	Art. No.	Weight
Dust cover for sockets, series 8571			
	Retrofittable dust protection for 4-pole sockets	255005	9 g
	Retrofittable dust protection for 5-pole sockets	253117	9 g

Spare Parts

Figure	Description	Art. No.	Weight
Repair set for sockets series 8571			
	8571 4-pole hinged cover repair set, black	275505	165 g
	8571 4-pole hinged cover repair set, blue	275502	165 g
	8571 4-pole hinged cover repair set, red	275504	165 g
	8571 5-pole hinged cover repair set, black	275490	170 g
	8571 5-pole hinged cover repair set, red	275489	170 g

Dimensional Drawings (All Dimensions in mm [inches]) – Subject to Alterations



Coupler socket