



- Compact limit value switch with two configurable limit values and output of 4 to 20 mA
- Bidirectional HART transmission

A3

MY R. STAHL 9162B



9162 series transmitter power supply units with limit values can be used for the operation of two- and three-conductor transmitters or for connecting to mA sources. Two limit values can be easily set using the "ISpac Wizard" software. If the value exceeds or falls below these limit values, these units trips an electronic contact. A wire-breakage and short-circuit monitoring function affords increased availability.

	IECEX / ATEX					
Zone	0	1	2	20	21	22
Installation in			•			

	NEC® 500 CE Code Appendix J					
	Class I		Class II		Class III	
Division	1	2	1	2	1	2
Installation in		•				

	CE Code Section 18					
	NEC® 505			NEC® 506		
Zone	Class I			20	21	22
	0	1	2			
Installation in			•			

Selection Table						
Number of channels	1					
Input	Output	Limit contact (per channel)	Connection type	Product Type	Art. No.	Weight
4 to 20 mA with HART	4 to 20 mA with HART	2 NO	Screw terminal	9162/13-11-64s	238253	225 g
		2 NO	Spring clamp terminal	9162/13-11-64k	238277	225 g

Parameterisation ex works optionally available for all variants. Art. No. 270538

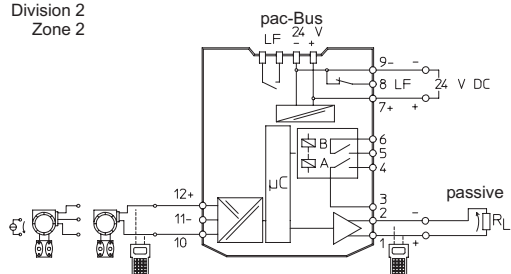
Technical Data	
Explosion Protection	
IECEX gas explosion protection	Ex nA nC IIC T4 Gc
ATEX gas explosion protection	Ⓔ II 3 G Ex nA nC IIC T4 Gc
Certificates	ATEX (BVS), Canada (FM), China (NEPSI), IECEx (BVS), SIL (exida), USA (FM)
Ship approval	CCS, EU RO MR (DNV)
Electrical Data	
Limiting values configuration	Using ISpac Wizard (V3.04 and more recent)
Auxiliary Power	
Auxiliary power	24 V DC
Nominal current	85 mA
Input	
Line fault and loss of power signalisation	- Contact (30 V/100 mA), closed against earth in case of error - pac-Bus, potential-free contact (30 V/100 mA)
Output	
Output signal	4 to 20 mA with HART
Switching current limiting values	≤ 170 mA

Technical Data	
Output	
Switching voltage limiting values	$\leq \pm 30\text{ V}$
Load resistance R_L	0 to 600 Ω (terminal 1+/2-)
Ambient Conditions	
Ambient temperature	-40 °C ... +70 °C (Single device) -40 °C ... +60 °C (Group assembly)
Storage temperature	-40 °C ... +80 °C
Mounting / Installation	
Mounting type	DIN rail NS35/15, NS35/7.5

Technical Drawings – Subject to Alterations

Safe area




Division 2
Zone 2



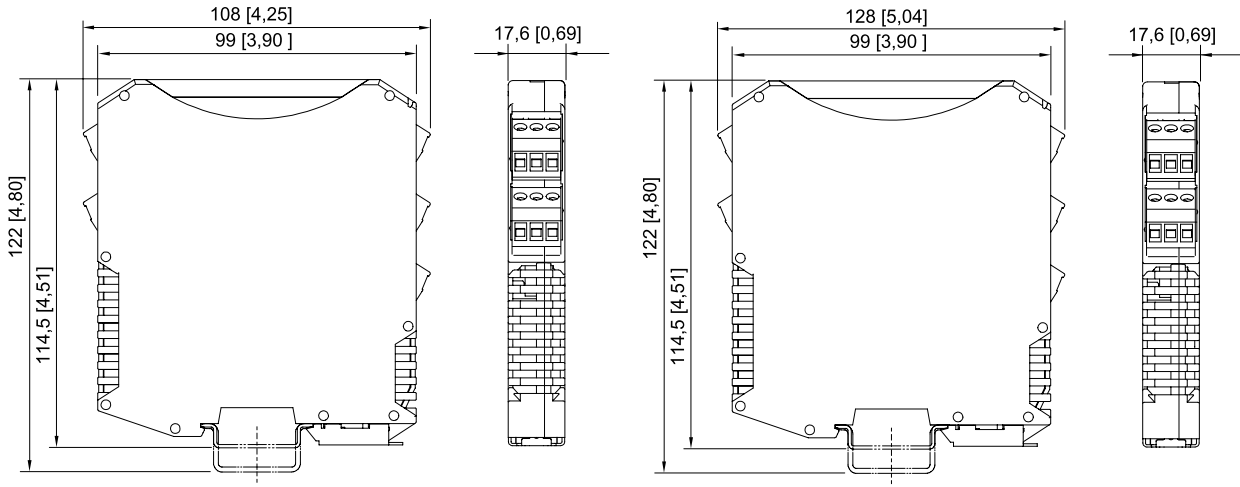
Field device ISpac Isolator Control system

Connection diagram 9162/13-11-64

Accessories

Figure	Description	Art. No.	Weight
9162 Parameterisation			
	Parameterisation ex works optionally available for all variants.	270538	-
ISpac Wizard parameterising set			
	The software is used to commission, configure and diagnose Series 9146, 9162 and 9182 ISpac isolators. For further information, see the operating instructions. Delivery form: USB stick; parameterising software incl. parameterising cable/adaptor System requirements: IBM-compatible PC with MS XP, Vista, Windows 7, 10 RS 232 C interface RS 232/USB adaptor	202595	235 g
Transparent cover			
	For 91xx ISpac modules Yellow, transparent Clear identification of the device for SIL applications. (Packaging unit: 10 pieces)	200914	20 g

Spare Parts				
Figure	Description	Art. No.	Weight	
Screw terminal				
	3-pole plug, screw connector thread: M3 stripping length: 7 mm colour: green	112817	5 g	
	3-pole plug, screw connector thread: M3 stripping length: 7 mm colour: black	112816	4 g	
	3-pole plug, screw connector thread: M3 stripping length: 7 mm colour: blue	112818	5 g	
Screw terminal with test tap				
	3-pole plug with test tap, screw connector thread: M3 stripping length: 7 mm colour: black	113005	1 g	
	3-pole plug with test tap, screw connector thread: M3 stripping length: 7 mm colour: blue	113004	1 g	
Spring clamp terminal				
	3-pole plug with test tap, spring clamp connection stripping length: 10 mm colour: green	112825	5 g	
	3-pole plug with test tap, spring clamp connection stripping length: 10 mm colour: black	112824	5 g	
	3-pole plug with test tap, spring clamp connection stripping length: 10 mm colour: blue	112826	5 g	



ISpac Series 9143, 9146, 9147, 9160, 9162, 9163, 9165, 9167, 9170, 9172, 9175, 9176, 9180, 9182, 9193, ISbus Series 9412 with screw terminal

ISpac Series 9146, 9147, 9160, 9162, 9163, 9165, 9167, 9170, 9172, 9175, 9176, 9180, 9182, 9193, ISbus Series 9412 with spring clamp terminal