



- Highly resistant industrial design
- Linear luminaire with long-life, efficient LED technology (up to 138 lm/W)
- Lightweight yet extremely robust, with an impact strength rating of IK10

## MY R. STAHL L402A

The EXLUX L402/4 luminaire is designed for industrial use and can be fitted to the ceiling, a pole, or alternatively, it can be suspended. A bright light for not much energy is what you get with this efficient LED technology, which offers the added benefit of increased service life – this can be as much as 100,000 hours. The plastic enclosure is easily to open by a central lock.

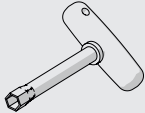
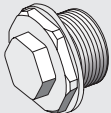
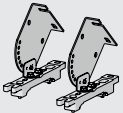

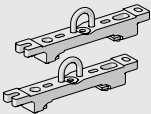
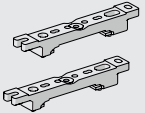
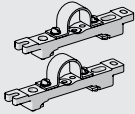


| Selection Table    |                        |                                |               |               |                          |                                 |          |        |
|--------------------|------------------------|--------------------------------|---------------|---------------|--------------------------|---------------------------------|----------|--------|
| Size               |                        | 2                              |               |               |                          |                                 |          |        |
| Light distribution |                        | 120°x120° with diffusing glass |               |               |                          |                                 |          |        |
| Lamp wattage       |                        | 22 W                           |               |               |                          |                                 |          |        |
| Luminous flux      |                        | 2910 lm                        |               |               |                          |                                 |          |        |
| Luminaire efficacy |                        | 132 lm/W                       |               |               |                          |                                 |          |        |
| Translucent cover  | Light colour           | Disconnection of the luminaire | Diffuser      | Drilled holes | Threaded plate           | Product Type                    | Art. No. | Weight |
| Clear              | 5000 K – neutral white | No                             | With diffuser | 3 x M25       | 2x plastic               | L402/4328-6100-152-1110-11-8500 | 271366   | 3.2 kg |
|                    |                        | No                             | With diffuser | 3 x M20       | 2x SS430 stainless steel | L402/4328-6100-152-2220-22-8500 | 271367   | 3.3 kg |
| Size               |                        | 4                              |               |               |                          |                                 |          |        |
| Light distribution |                        | 120°x120° with diffusing glass |               |               |                          |                                 |          |        |
| Lamp wattage       |                        | 42 W                           |               |               |                          |                                 |          |        |
| Luminous flux      |                        | 5810 lm                        |               |               |                          |                                 |          |        |
| Luminaire efficacy |                        | 138 lm/W                       |               |               |                          |                                 |          |        |
| Translucent cover  | Light colour           | Disconnection of the luminaire | Diffuser      | Drilled holes | Threaded plate           | Product Type                    | Art. No. | Weight |
| Clear              | 5000 K – neutral white | No                             | With diffuser | 3 x M25       | 2x plastic               | L402/4348-6100-152-1110-11-8500 | 271364   | 5.6 kg |
|                    |                        | No                             | With diffuser | 3 x M20       | 2x SS430 stainless steel | L402/4348-6100-152-2220-22-8500 | 271365   | 5.7 kg |
| Size               |                        | 6                              |               |               |                          |                                 |          |        |
| Light distribution |                        | 120°x120° with diffusing glass |               |               |                          |                                 |          |        |
| Lamp wattage       |                        | 50 W                           |               |               |                          |                                 |          |        |
| Luminous flux      |                        | 6960 lm                        |               |               |                          |                                 |          |        |
| Luminaire efficacy |                        | 139 lm/W                       |               |               |                          |                                 |          |        |
| Translucent cover  | Light colour           | Disconnection of the luminaire | Diffuser      | Drilled holes | Threaded plate           | Product Type                    | Art. No. | Weight |
| Clear              | 5000 K – neutral white | No                             | With diffuser | 3 x M25       | 2x plastic               | L402/4368-6200-152-1110-11-8500 | 285176   | 7 kg   |

**Variants with 2 x threaded plate plastic and 3 x drilled holes M25:**  
 Cable glands 2 x M25 Ø 7 -17 mm and 2 x stopping plugs M 25 x 1,5 are included loose with the product (installation required). Threaded plate included.

**Variants with 2 x threaded plate stainless steel SS430 and 3 x drilled holes M20:**  
 Cable glands and stopping plugs can be ordered as accessories. Threaded plate included.

The light fittings are supplied without mounting material.

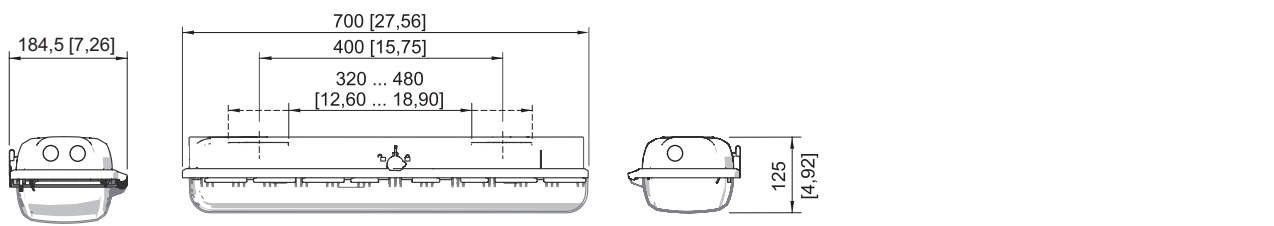


| Accessories   |  |          |        |
|---|--|----------|--------|
| Figure  | Description  | Art. No. | Weight |
| <b>Box spanner</b>  |  |          |        |
|    | M8 / A/F 13;<br>For actuating the central lock   | 222430   | 110 g  |
| <b>Breather</b>   |  |          |        |
|    | Thread: M25 x 1.5 (1 piece); for installation in light fittings; made from stainless steel; without jam nut  | 296608   | -      |
| <b>Ceiling and wall mounting bracket</b>  |  |          |        |
|    | mounted on a mounting rail for a variable mounting distance; Material: stainless steel; Lamp can be swiveled in steps of 15°; 1 pair                   | 222827   | 1.2 kg |
| <b>Cover</b>  |  |          |        |
|    | For size 2 luminaires (diffuse), when used on an emergency luminaire with individual power supply, the visibility of the display LED may be restricted | 276669   | 1 kg   |
|   | For size 4 luminaires (diffuse), when used on an emergency luminaire with individual power supply, the visibility of the display LED may be restricted | 276670   | 1.2 kg |
| <b>Mounting bracket</b>   |  |          |        |
|  | mounting clamp mounted on a mounting rail for a variable mounting distance; 1 pair   | 222456   | 400 g  |
| <b>Mounting rail</b>  |  |          |        |
|  | for a variable mounting distance; 1 pair   | 222826   | 350 g  |
| <b>Pipe clamp</b>   |  |          |        |
|  | R 1 1/2"; with mounting rail for a variable mounting distance; material: stainless steel; 1 pair   | 222459   | 700 g  |
|   | R 1 1/4"; with mounting rail for a variable mounting distance; Material: stainless steel; 1 pair   | 222458   | 700 g  |
|   | R 2"; with mounting rail for a variable mounting distance; Material: stainless steel; 1 pair   | 222460   | 750 g  |
| <b>Pole mounting sleeve</b>   |  |          |        |
|  | for the subsequent mounting on lights size 2 and size 4, completely with assembly parts (for pipe diameter 42 mm)                                      | 227512   | 3.2 kg |
| <b>Ring bolt</b>  |  |          |        |
|  | M8, direct mounting in insert nuts; 1 pair   | 115736   | 115 g  |

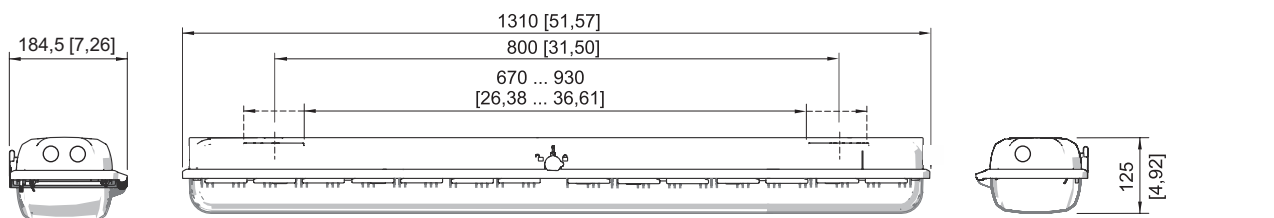
## Spare Parts

| Figure       | Description          | Art. No. | Weight  |
|--------------|----------------------|----------|---------|
| <b>Cover</b> |                      |          |         |
|              | for luminaire size 4 | 222428   | 1.15 kg |
|              | for luminaire size 6 | 222429   | 1.45 kg |
|              | for luminaire size 2 | 222427   | 639 g   |


## Dimensional Drawings (All Dimensions in mm [inches]) – Subject to Alterations



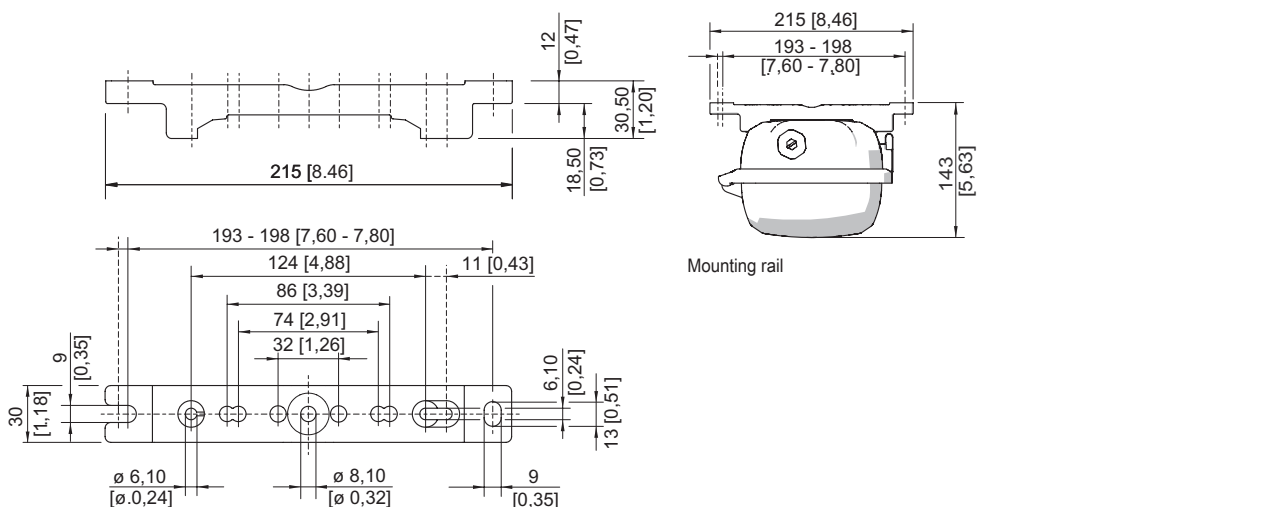
Size 2



Size 4



Size 6



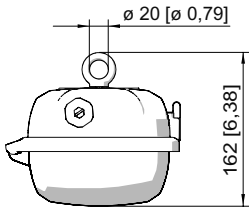
Mounting rail

# EXLUX Linear Luminaire with LED

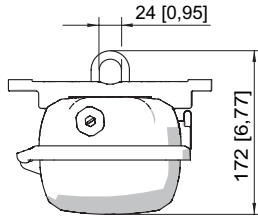
Series L402/4 Industrial Design



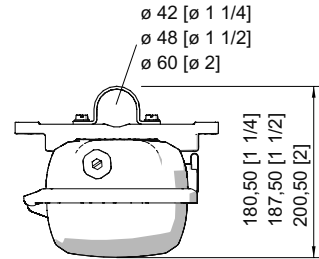
E2



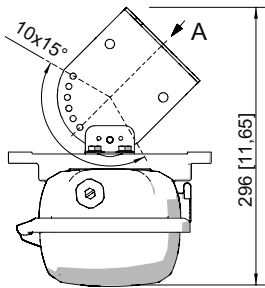
Ring bolt fitted in insert nut of the luminaire



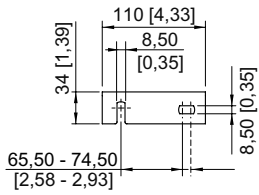
Mounting bracket fitted in mounting rail



Pipe clamp fitted in mounting rail



A



Wall mounting bracket fitted in mounting rail