



- Various versions of ammeters, for Ex e enclosures
- Quick comparison of measured values using externally adjustable red pointer on the device
- Selection of different voltage measuring ranges between 0 and 500 volts

E4

## MY R. STAHL 8404B




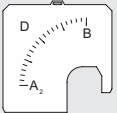
R. STAHL Series 8404C6 voltmeters are installed in enclosures with Ex e type of protection. They provide measured values which can be quickly compared with the target values via a red pointer affixed on the outside. The devices use a moving iron movement with accuracy class 2.5.

	IECEX / ATEX					
Zone	0	1	2	20	21	22
Installation in		•	•		•	•

Selection Table						
Product Description	Moving iron voltmeter Direct measuring Voltmeter					
Scale	Movement	Rated operational voltage AC	Product Type	Art. No.	Weight	
0 to 10 V	0 to 10 V	10 V	8404C6-10	263517	130 g	
0 to 100 V	0 to 100 V	100 V	8404C6-100	263518	130 g	
0 to 150 V	0 to 150 V	150 V	8404C6-150	263519	130 g	
0 to 250 V	0 to 250 V	250 V	8404C6-250	263520	130 g	
0 to 500 V	0 to 500 V	500 V	8404C6-500	263521	130 g	

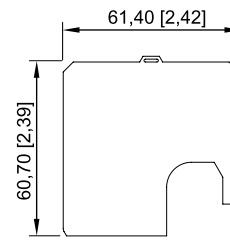
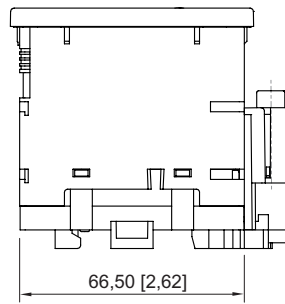
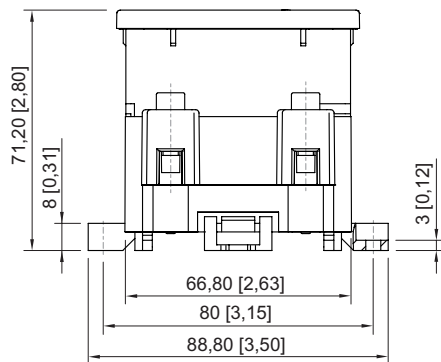
Technical Data	
Explosion Protection	
Scope of validity	European Union (ATEX) IECEX
IECEX gas explosion protection	Ex eb mb IIC T6 ... T4 Gb
IECEX firedamp protection	Ex eb mb I Mb
ATEX gas explosion protection	Ⓔ II 2 G Ex eb mb IIC T6 ... T4 Gb
ATEX firedamp protection	Ⓔ I M2 Ex eb mb I Mb
Certificates	ATEX (SIQ), Brazil (ULB), Canada / USA (UL), Canada (UL), IECEX (SIQ), Korea (KTL)
Explosion protection note	For product label, see scope of validity.
Electrical Data	
Rated insulation voltage	690 V
Frequency	50/60 Hz AC, DC
Power dissipation	1.9 VA
Overload capacity	2 x U <sub>n</sub> 60 sec

Technical Data	
Ambient Conditions	
Ambient temperature	-40 °C ... +40 °C (T6) -40 °C ... +55 °C (T5) -40 °C ... +70 °C (T4)
Use at the height of	2000 m
Degree of contamination	3
Mechanical Data	
Degree of protection (IP)	IP54
Degree of protection (IP) terminals	IP20
Enclosure material	Polyamide
Silicone-free	No
Pane material	Glass
Terminals	Screw connector (strain-relief clamp)
Max. connection cross section, solid	6 mm <sup>2</sup>
Min. connection cross section, solid	1 mm <sup>2</sup>
Max. connection cross-section, finely stranded	4 mm <sup>2</sup>
Accuracy class	2.5
Mounting / Installation	
Mounting	Variant 1: Engage on DIN rail Variant 2: Mounting with screws on mounting plate
Mounting orientation	Vertical

Spare Parts			
Figure	Description	Art. No.	Weight
Calotte			
	72 x 72 mm calotte [2.83 x 2.83 inch]; IP66	155942	25 g
Push-in scale according to specification			
	<b>Mandatory information:</b> A <sub>2</sub> = measuring range starting value B = measuring range end value D = unit	265190	-

Dimensional Drawings (All Dimensions in mm [inches]) – Subject to Alterations

E4



Push-in scale for ammeters and voltmeters Series 8402, 8403, 8404 and 8407

