



- Various versions of ammeters, for Ex e enclosures
- Quick comparison of measured values using externally adjustable red pointer on the device
- Selection of various current measuring ranges

E4

**MY R. STAHL 8406B**



R. STAHL Series 8406C6 ammeters are installed in enclosures with Ex e type of protection. They provide measured values for the current which can be quickly compared with the target values via a red pointer affixed on the outside. The devices use a moving iron movement with accuracy class 2.5.




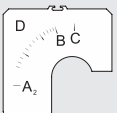
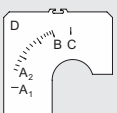
	IECEX / ATEX					
Zone	0	1	2	20	21	22
Installation in		•	•			

Selection Table						
Product Description	Moving coil ammeter Direct measuring Ammeter					
Overload scale	2x					
Scale	Movement	Rated operational current for AC	Overload capacity	Product Type	Art. No.	Weight
without	0 to 20 mA	0.02 A	10 x I <sub>N</sub> 5 sec	8406C6-020-2	263571	140 g

Please order scales separately

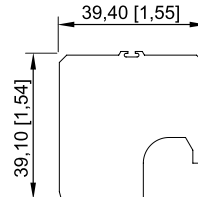
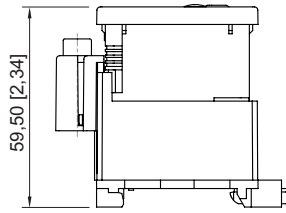
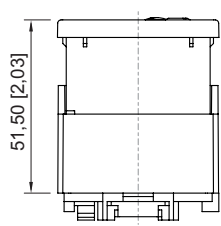
Technical Data	
<b>Explosion Protection</b>	
Scope of validity	European Union (ATEX) IECEX
IECEX gas explosion protection	Ex eb ib mb IIC T6 ... T4 Gb
IECEX firedamp protection	Ex eb ib mb I Mb
ATEX gas explosion protection	Ex II 2 G Ex eb ib mb IIC T6 ... T4 Gb
ATEX firedamp protection	Ex I M2 Ex eb ib mb I Mb
Certificates	ATEX (SIQ), Brazil (ULB), IECEX (SIQ), Korea (KTL)
Explosion protection note	For product label, see scope of validity.
<b>Electrical Data</b>	
Rated insulation voltage	690 V
<b>Ambient Conditions</b>	
Ambient temperature	-40 °C ... +40 °C (T6) -40 °C ... +55 °C (T5) -40 °C ... +70 °C (T4)
Ambient temperature note	T6: -40 °C ≤ T <sub>amb</sub> ≤ +40 °C T5: -40 °C ≤ T <sub>amb</sub> ≤ +55 °C T4: -40 °C ≤ T <sub>amb</sub> ≤ +70 °C
Use at the height of	2000 m

Technical Data	
Ambient Conditions	
Degree of contamination	3
Mechanical Data	
Degree of protection (IP)	IP54
Degree of protection (IP) terminals	IP20
Enclosure material	Polyamide
Silicone-free	Yes
Pane material	Glass
Terminals	Screw connector (strain-relief clamp)
Min. connection cross section, solid	1 mm <sup>2</sup>
Max. connection cross section, solid	6 mm <sup>2</sup>
Max. connection cross-section, finely stranded	4 mm <sup>2</sup>
Accuracy class	2.5
Max. tightening torque	1.5 Nm
Stripping length	10 mm
Mounting / Installation	
Mounting	Variant 1: Engage on DIN rail Variant 2: Mounting with screws on mounting plate (assembly accessories included in delivery)
Mounting orientation	Vertical

Spare Parts				Art. No.	Weight
Calotte					
	64 x 64 mm calotte [2.52 x 2.52 inch]; IP66			155940	500 g
Push-in scale					
	Overload: 2 times	Scale: 0 to 20 mA		266267	1 g
	Overload: 2 times	Scale: 4 to 20 mA		266268	1 g
Push-in scale according to specification					
	<b>Mandatory information at 0 to 20 mA</b> A <sub>2</sub> , B, C, D A <sub>2</sub> = measuring range starting value B = measuring range end value C = overload value D = unit			265262	-
	<b>Mandatory information at 4 to 20 mA</b> A <sub>1</sub> , A <sub>2</sub> , B, C, D A <sub>1</sub> = zero point A <sub>2</sub> = measuring range starting value B = measuring range end value C = overload value D = unit			302952	10 g

Dimensional Drawings (All Dimensions in mm [inches]) – Subject to Alterations

E4



Push-in scale for ammeter Series 8406

