

Installation equipment

32 A flange socket

Flange socket

8571/15-505-S-XX-X-00-XXX Art. No. 275666



- Different voltage ranges according to EN 60309
- Large temperature range of use
- Small dimensions for integration into machines and connection chambers
- High mechanical impact and shock resistance
- Perfect protection against penetration of liquids and dusts
- 3D data for download on the website
- Variants for use in USA/Canada available on request

MY R. STAHL 8571R



The R. STAHL 8571/15 series SolConeX flange sockets for Zone 1/21 in 4- and 5-pole versions have full AC-3 switching capacity up to 32 A. Self-cleaning lamellar contacts provide optimum contact and the plugs can be inserted and removed in the zero position quickly and easily. The load disconnect switch, with mechanical locking device and a handle that can be locked in the 0 or I position, is an additional safety feature.

Thanks to the compact structure, the flange socket can be integrated into nearly all enclosures and, with the internal locking device, provides a fast and safe connection of devices.

Technical Data

Explosion Protection

Area of application	European Union (ATEX) IECEX
Area of application Note	Other country markings available on request
Application range (zones)	1, 2, 21, 22
IECEX gas certificate	IECEX PTB 20.0004U
IECEX gas explosion protection	Ex db eb IIC Gb
IECEX dust certificate	IECEX PTB 20.0004U
IECEX dust explosion protection	Ex tb IIIC Db
ATEX gas explosion protection	Ⓔ II 2 G Ex db eb IIC Gb
ATEX dust explosion protection	Ⓔ II 2 D Ex tb IIIC Db
Certificates	ATEX (PTB), Brazil (ULB), China (CQST), IECEX (PTB), India (PESO), Korea (KGS)
Ship approval	DNV

Electrical Data

Type of voltage	Low voltage
Rated operational voltage	347/600 ... 400/690 V AC
Rated operational current	32 A
Electrical service life	> 2x10 ³ switching cycles
Mechanical service life	> 2x10 ³ switching cycles
Utilisation category	AC-3: 690 V / 32 A DC-1: 110 V / 32 A UL508: 600 V / 30 A
Switching capacity main contacts	7.5 kW: 220 to 240 V 15 kW: 380 to 415 V 30 kW: 600 to 690 V
Frequency range	50 / 60 Hz

Installation equipment

32 A flange socket

Flange socket

8571/15-505-S-XX-X-00-XXX Art. No. 275666



Device Specific Data

Back-up fuse with thermal protection	63 A gG
Back-up fuse without thermal protection	35 A gG

Ambient Conditions

Ambient temperature	-50 °C to +65 °C
Ambient temperature	-58 °F to +149 °F
Ambient temperature note	For further information, see the operating instructions.

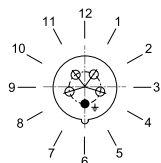
Mechanical Data

Degree of protection IP (IEC 60529)	IP66
IP degree of protection (IEC 60079)	IP64
Enclosure material	Polyamide, Glass fibre reinforced
Silicone-free	No
Solid connection cross-section	1 x 2.5 mm ² ... 2 x 10 mm ²
Connection cross-section AWG single stranded	1 x AWG 14 ... 2 x AWG 8
Finely stranded connection cross-section	1 x 2.5 mm ² ... 2 x 6 mm ²
Finely stranded connection cross-section AWG	1 x AWG 14 ... 2 x AWG 10
Width	107 mm
Width, inches	4.21 in
Height	151 mm
Height in inches	5.94 in
Length	234 mm
Length in inches	9.21 in
Impact strength (IEC 60079)	7 J
Impact strength (IEC 62262)	IK10
Colour code	Black
Coding (clock hour position)	5
Lockable in	in 0- and I-position
Interlock	Prevents the plug from being pulled under load
Series	SolConeX
Detailed number of poles	3 P + N + PE
Weight	1.5 kg
Weight	3.31 lb

Mounting / Installation

Connection	Screw terminal
------------	----------------

Technical Drawings – Subject to Alterations



Position of clock hour position
Example: 6 h position

Installation equipment

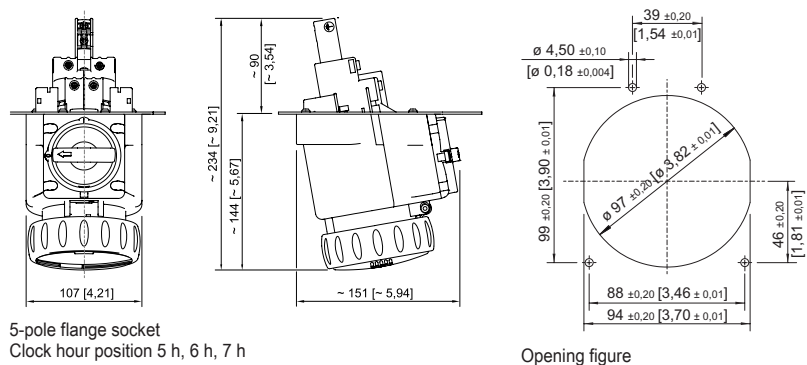
32 A flange socket

Flange socket

8571/15-505-S-XX-X-00-XXX Art. No. 275666



Dimensional Drawings (All Dimensions in mm [inches]) – Subject to Alterations

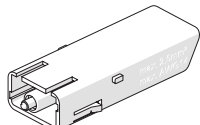


5-pole flange socket
Clock hour position 5 h, 6 h, 7 h

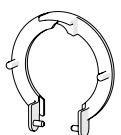
Opening figure

Accessories

Auxiliary contact optional, pluggable by the user, easy to retrofit

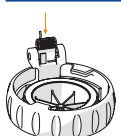
	Art. No.
 <ul style="list-style-type: none"> 1 NC Max. 500 V AC, max. 110 V DC Max. 6 A 1 x 0.5 to 2 x 2.5 mm², solid/finely stranded 	150680
<ul style="list-style-type: none"> 1 NC, gold-plated contact Max. 500 V AC, max. 110 V DC Max. 6 A 1 x 0.5 to 2 x 2.5 mm², solid/finely stranded 	150684
<ul style="list-style-type: none"> 1 NO Max. 500 V AC, max. 110 V DC Max. 6 A 1 x 0.5 to 2 x 2.5 mm², solid/finely stranded 	150682
<ul style="list-style-type: none"> 1 NO, gold-plated contact Max. 500 V AC, max. 110 V DC Max. 6 A 1 x 0.5 to 2 x 2.5 mm², solid/finely stranded 	150686

Dust cover for sockets, series 8571

	Art. No.
 <ul style="list-style-type: none"> Retrofittable dust protection for 5-pole sockets 	253117

Spare Parts

Repair set for Series 8571 sockets

	Art. No.
 <ul style="list-style-type: none"> Repair set 8571 hinged cover, 5-pole, black 	275490

We reserve the right to make alterations to the technical data, dimensions, weights, designs and products available without notice. The illustrations cannot be considered binding.