

Installation equipment

Plug 32 A

Plug

8571/12-411-S-XX-X-XX-XXX Art. No. 275691



- Different voltage ranges according to EN 60309
- No effect of torsional forces from the conductor on the seal
- Large temperature range of use
- High mechanical impact and shock resistance
- Perfect protection against penetration of liquids and dusts
- 3D data for download on the website
- Variants for use in USA/Canada available on request

MY R. STAHL 8571P



The R. STAHL 8571/12 series SolConeX plugs for Zone 1/21 are 4- or 5-pole versions up to 32 A. They can be plugged and unplugged easily and simply thanks to floating pins. The pivoting strain relief makes it easier to install the cable. Self-cleaning and corrosion-free plug pins made from high-quality materials ensure optimum electrical contact.

Further product options available:

- Further voltage ranges according to EN 60309
- Silicone-free versions

Technical Data

Explosion Protection

Scope of validity	European Union (ATEX) IECEX
Scope of validity Note	Other country markings available on request
Application range (zones)	1 2 21 22
IECEX gas certificate	IECEX PTB 20.0003X
IECEX gas explosion protection	Ex eb IIC T6 ... T5 Gb
IECEX dust certificate	IECEX PTB 20.0003X
IECEX dust explosion protection	Ex tb IIIC T81 °C Db
ATEX gas certificate	PTB 20 ATEX 1003 X
ATEX gas explosion protection	Ex II 2 G Ex eb IIC T6 ... T5 Gb
ATEX dust certificate	PTB 20 ATEX 1003 X
ATEX dust explosion protection	Ex II 2 D Ex tb IIIC T81 °C Db
Certificates	ATEX (PTB), Brazil (ULB), China (CQST), IECEX (PTB), Taiwan (ITRI)
Ship approval	DNV
Declaration of Conformity	ATEX (EUK), China (CCC)

Electrical Data

Rated operational voltage AC	440 to 460 V AC
Rated operational current	32 A
Mechanical service life	> 5x10 ³ mating cycles
Type of voltage	Low voltage
Frequency range	60 Hz

Installation equipment

Plug 32 A

Plug

8571/12-411-S-XX-X-XX-XXX Art. No. 275691



Ambient Conditions

Ambient temperature	-50 °C to +65 °C
Ambient temperature	-58 °F to +149 °F
Ambient temperature note	For further information, see the operating instructions.

Mechanical Data

Degree of protection IP (IEC 60529)	IP66
IP degree of protection (IEC 60079)	IP64
Enclosure material	Polyamide, Glass fibre reinforced
Silicone-free	No
Finely stranded connection cross-section	1 x 2.5 mm ² ... 1 x 10 mm ²
Finely stranded connection cross-section AWG	1 x AWG 14 ... 1 x AWG 8
Width in inches	3.9 in
Height, inches	3.9 in
Length	204 mm
Length, inches	8.03 in
Impact strength (IEC 60079)	7 J
Impact strength (IEC 62262)	IK10
Colour code	Red
Coding (clock hour position)	11
Series	SolConeX
Detailed number of poles	3 P + PE
Weight	500 g
Weight	1.1 lb

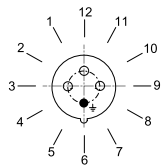
Mounting / Installation

Connection	Screw terminal
------------	----------------

Components

Cable diameter	13 – 25 mm
Cable diameter inch	0.51 – 0.98 in

Technical Drawings – Subject to Alterations



Position of clock hour position
Example: 6 h position

Installation equipment

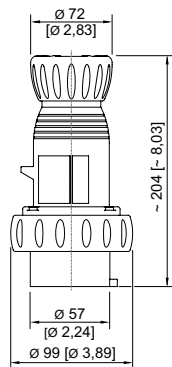
Plug 32 A

Plug

8571/12-411-S-XX-X-XX-XXX Art. No. 275691



Dimensional Drawings (All Dimensions in mm [inches]) – Subject to Alterations

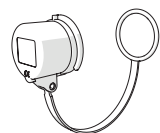


4-pole plug

Accessories

Protective cap for Series 8571 plug

Art. No.



4-pole

150856

We reserve the right to make alterations to the technical data, dimensions, weights, designs and products available without notice. The illustrations cannot be considered binding.