



- Different voltage ranges according to EN 60309
- Safe to transport in stainless steel carrying frame with large carrying handle, free-standing set-up on feet
- Large temperature range of use
- High mechanical impact and shock resistance
- Perfect protection against penetration of liquids and dusts
- 3D data for download on the website

MY R. STAHL 8571S



The R. STAHL SolConeX 8571/16 series coupler sockets with switch socket are used to connect portable and stationary electrical equipment as well as cables and circuits in hazardous areas. Application range in Zone 1, 21 with full AC-3 switching capacity up to 32 A. With their stainless steel carrying frame with large carrying handle, they are easy to transport and can be positioned on the feet flexibly and securely.

Further product options available:

- Further voltage ranges according to EN 60309
- Silicone-free versions
- Customer-specific label plates
- Plates also in stainless steel

Technical Data

Explosion Protection

Scope of validity	European Union (ATEX) IECEX
Scope of validity Note	Other country markings available on request
Application range (zones)	1 2 21 22
IECEX gas certificate	IECEX PTB 05.0024
IECEX gas explosion protection	Ex db eb IIC T6 ... T5 Gb
IECEX dust certificate	IECEX PTB 05.0024
IECEX dust explosion protection	Ex tb IIIC T76 °C Db
ATEX gas certificate	PTB 04 ATEX 1060
ATEX gas explosion protection	Ex II 2 G Ex db eb IIC T6 ... T5 Gb
ATEX dust certificate	PTB 04 ATEX 1060
ATEX dust explosion protection	Ex II 2 D Ex tb IIIC T76 °C Db
Certificates	ATEX (PTB), Brazil (ULB), China (CQST), IECEX (PTB), India (PESO), Taiwan (ITRI)
Ship approval	DNV
Declaration of Conformity	ATEX (EUK), China (CCC)

Electrical Data

Rated operational voltage AC	277/480 to 288/500 V AC
Rated operational current	32 A
Electrical service life	> 2x10 ³ switching cycles
Mechanical service life	> 2x10 ³ switching cycles

Installation equipment

Coupler socket 32 A



8571/16-507-S-26-X-XX-XXX Art. No. 276206

Electrical Data

Type of voltage	Low voltage
Utilisation category	AC-3: 690 V / 32 A DC-1: 110 V / 32 A UL508: 600 V / 30 A
Switching capacity main contacts	7.5 kW: 220 to 240 V 15 kW: 380 to 415 V 30 kW: 600 to 690 V
Frequency range	50 / 60 Hz

Device Specific Data

Back-up fuse with thermal protection	63 A gG
Back-up fuse without thermal protection	35 A gG

Ambient Conditions

Ambient temperature	-50 °C to +65 °C
Ambient temperature	-58 °F to +149 °F
Ambient temperature note	For further information, see the operating instructions.

Mechanical Data

Degree of protection IP (IEC 60529)	IP66
IP degree of protection (IEC 60079)	IP64
Enclosure material	Polyamide, Glass fibre reinforced
Mounting frame material	Stainless steel
Silicone-free	No
Solid connection cross-section	1 x 2.5 mm ² ... 2 x 10 mm ²
Connection cross-section AWG single stranded	1 x AWG 14 ... 2 x AWG 8
Finely stranded connection cross-section	1 x 2.5 mm ² ... 2 x 6 mm ²
Finely stranded connection cross-section AWG	1 x AWG 14 ... 2 x AWG 10
Width	150 mm
Width in inches	5.91 in
Height	285 mm
Height, inches	11.22 in
Length	45.5 cm
Length, inches	17.91 in
Impact strength (IEC 60079)	7 J
Impact strength (IEC 62262)	IK10
Colour code	Black
Coding (clock hour position)	7
Lockable in	in 0- and I-position
Interlock	Prevents the plug from being pulled under load
Series	SolConeX
Detailed number of poles	3 P + N + PE
Weight	3.35 kg
Weight	7.39 lb

Mounting / Installation

Connection	Screw terminal
------------	----------------

Installation equipment

Coupler socket 32 A

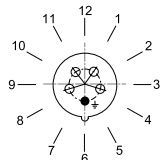


8571/16-507-S-26-X-XX-XXX Art. No. 276206

Components

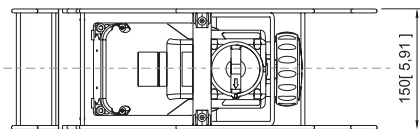
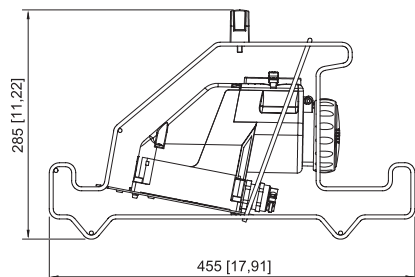
Cable entry note	Entry 1: Lower left Entry 2: Lower right
Entry 1 model	CMP-32A2F100 KLE MsNi
Entry 1 type	Metal cable gland
Entry 1	M32 x 1.5
Entry 1 terminal area	19 – 25.5 mm
Entry 1 clamping range, inch	0.75 – 1 in
Metal entry possible 1	Yes
Entry 2 model	8290/3-M32
Entry 2 type	Polyamide stopping plug
Entry 2	M32 x 1.5
Metal entry possible 2	Yes

Technical Drawings – Subject to Alterations



Position of clock hour position
Example: 6 h position

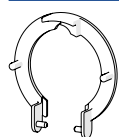
Dimensional Drawings (All Dimensions in mm [inches]) – Subject to Alterations



Coupler socket

Accessories

Dust cover for sockets, series 8571



Retrofittable dust protection for 5-pole sockets

Art. No.

253117

Spare Parts

Installation equipment

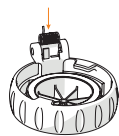
Coupler socket 32 A



8571/16-507-S-26-X-XX-XXX Art. No. 276206

Repair set for Series 8571 sockets

Art. No.



Repair set 8571 hinged cover, 5-pole, black

275490

We reserve the right to make alterations to the technical data, dimensions, weights, designs and products available without notice. The illustrations cannot be considered binding.