

6525/2221-5501-6015-331 Art. No. 284551



- Checked and approved in accordance with Ex ec type of protection, so vapour tightness test is not applicable
- Stainless steel enclosure as standard for a long service life and safety even under harsh ambient conditions
- Extremely wide range of ambient temperatures – between -60 °C and +60 °C
- Robust design with IK10 and IP66
- Wide-range input with optional 100 V to 277 V
- DALI versions available for lighting control, monitoring and switching

MY R. STAHL 6525C



The revised generation of LED floodlights for Zone 2 now includes a version with Ex ec type of protection especially for the European market. This eliminates the time-consuming vapour tightness test. The wide-range input now also meets the electrical installation conditions for global use. With an optional DALI interface, the floodlight paves the way to a digital lighting solution. Its extremely low start-up current can also support existing installations, as the circuit breakers that are already installed do not need to be replaced.

Technical Data

Explosion Protection

Application range (zones)	2, 21, 22
IECEx gas explosion protection	Ex db ec IIC T4 Gc
IECEx dust explosion protection	Ex tb op is IIIC T100 °C Db
ATEX gas explosion protection	II 3 G Ex db ec IIC T4 Gc
ATEX dust explosion protection	II 2 D Ex tb op is IIIC T100 °C Db
Certificates	ATEX (BVIS), IECEx (BVIS), India (PESO)
Declaration of conformity	ATEX (EUK)

Electrical Data

AC rated operational voltage	110 ... 277 V
Frequency range	50 – 60 Hz
Control gear service life	C10 ≥ 100 h, Ta ≤ 25 °C C10 ≥ 50 h, Ta ≤ 60 °C C10 ≥ 60 h, Ta ≤ 40 °C
LED service life	L90B50: 66 h

Lighting Data

Lamp wattage	225 W
Lamp type	LED
Lamp	LED
Light colour	Neutral white
Light distribution	Narrow-beam
Luminaire efficacy	98 lm/W
Luminous flux	21490 lm
Colour rendering	≥ 80
Colour temperature	5000 K

6525/2221-5501-6015-331 Art. No. 284551

Ambient Conditions

Ambient temperature	-60 °C ... +60 °C
Storage temperature	-40 °C ... +75 °C

Mechanical Data

Degree of protection (IP)	IP66
Class	I
Enclosure material	Stainless steel 1.4301, Powder-coated Single-layer powder-coated
Enclosure colour	Similar to RAL 9010
Sealing material	Silicone
Pane material	Reinforced glass
Max. solid connection terminals	6 mm ²
Max. finely stranded connection terminals	4 mm ²
Type of connection cable	Finely stranded Solid
Width	400 mm
Height	84 mm
Length	520 mm
Impact strength (IEC 62262)	IK10
Mounting	With bracket, SS304
Weight	18.5 kg
Weight	40.79 lb

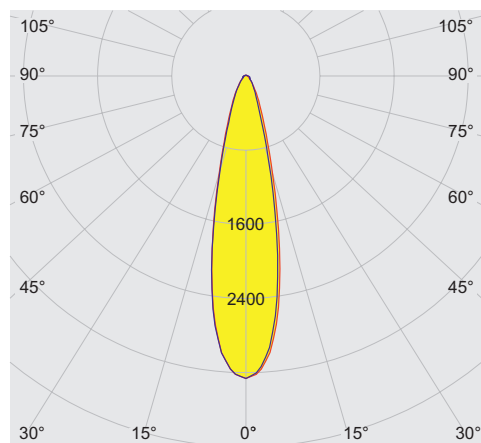
Mounting / Installation

Note about mounting	Provided
---------------------	----------

Components

Drilled holes	3 x M25
Cable glands and entries	CMP-25A2F 1 x M25 x 1.5
Stopping plugs	2 x M25 x 1.5
Stopping plug material	Polyamide, black

Light Distribution Curves



cd/klm 100%
 — C0 - C180 — C90 - C270
 typ. narrow beam

6525/2221-5501-6015-331 Art. No. 284551

Dimensional Drawings (All Dimensions in mm [inches]) – Subject to Alterations

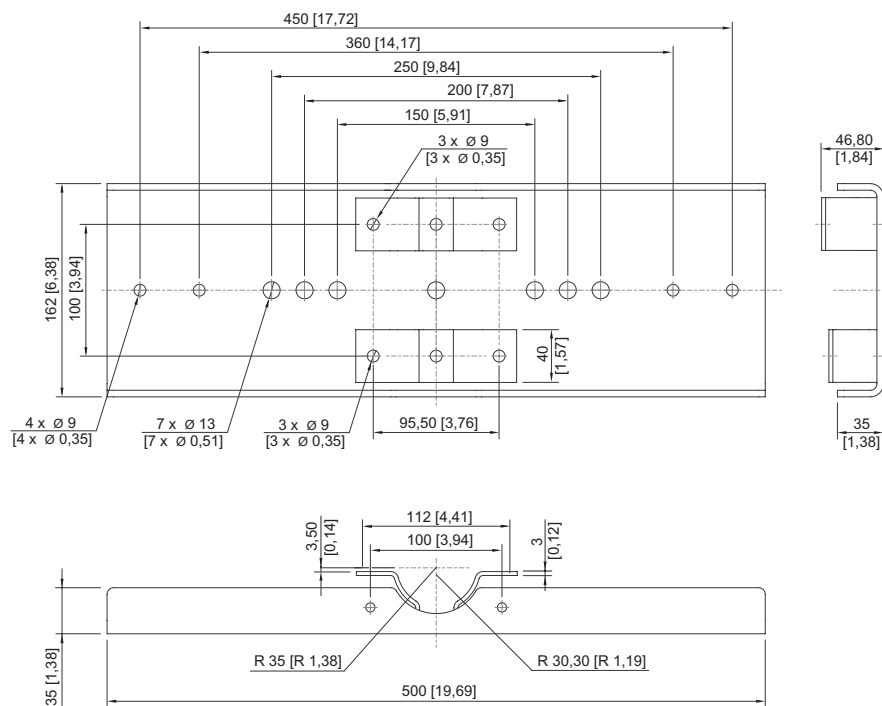


Mounting bracket



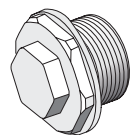
6525/2221-5501-6015-331 Art. No. 284551





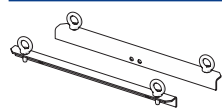
Accessories

Breather



	Art. No.
Thread: M20 x 1.5 (1 piece); for installation in light fittings; made from stainless steel; without jam nut	323702
Thread: M25 x 1.5 (1 piece); for installation in light fittings; made from stainless steel; without jam nut	296608

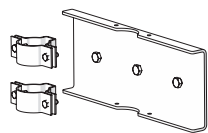
Mounting set



for pendant mounting with ring bolts included - stainless steel SS316L (1.4404 or V4A) without powder coating

Art. No.

257464



for pole mounting with pole diameter of 50 mm - stainless steel SS316L (1.4404 or V4A) without powder coating

for pole mounting with pole diameter of 60 mm - stainless steel SS316L (1.4404 or V4A) without powder coating

283361

263824

Ring bolt

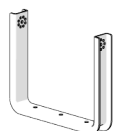


M6 (4 pieces), direct mounting in insert nuts

Art. No.

254234

Mounting bracket



Sheet steel, single powder coated

Stainless steel SS316L (1.4404 or V4A) without powder coating

Art. No.

244604

221589

6525/2221-5501-6015-331 Art. No. 284551

We reserve the right to make alterations to the technical data, dimensions, weights, designs and products available without notice. The illustrations cannot be considered binding.