

Load disconnect switches and motor starters



Load disconnect switch

150 A, non-fused

8150/5-V11-D09-00-0000-0 Art. No. 286728



- 3-pole horsepower (hp) rated switch
- Non-fused
- Suitable for voltages up to 600 V AC/240 V DC – limitations may apply
- Robust, lockable rotary actuator
- Lightweight construction
- Stainless steel 1.4404 (AISI 316L), brush finished
- Suitable for low ambient temperatures
- Enclosure type 3, 4, 4X, IP66
- No conduit seal required
- Quad certified

MY R. STAHL 8150Q



Our switches are specifically engineered for hazardous locations and harsh environments with a corrosion resistant enclosure and wide temperature range. Ideal for close proximity installation of field equipment such as control panels, motors, skids or machinery. Whether the requirement is for disconnect switches to completely de-energize for service or maintenance tasks, or transfer switches to ensure continuous power supply to essential equipment, our solutions offer unmatched reliability. With our standard solutions, entries are not pre-installed, providing users with the flexibility to customized their own entries based on size, location and type. Built to withstand demanding conditions while ensuring safety and ease of use in various applications.

Technical Data

Explosion Protection

Area of application	European Union (ATEX) Canada IECEX USA
Application range (zones)	1, 2
IECEX gas certificate	IECEX PTB 06.0090
IECEX gas explosion protection	Ex db eb IIC T4 Gb
IECEX dust certificate	IECEX PTB 06.0090
IECEX dust explosion protection	Ex tb IIIC T130°C Db
ATEX gas certificate	PTB 01 ATEX 1024
ATEX gas explosion protection	⊕ II 2 G Ex db eb IIC T4 Gb
ATEX dust certificate	PTB 01 ATEX 1024
ATEX dust explosion protection	⊕ II 2 D Ex tb IIIC T130°C Db
FMus certificate	FM17US0039X
cFM certificate	FM17CA0023X
Marking FMus	Class I, Div. 2, Groups A,B,C,D; Class II, III, Div. 1, Groups E,F,G, T4; Zone 1, AEx db eb IIC T4 Gb; Enclosure Type 3, 4, 4X
Marking cFM	Ex db eb IIC Gb; Class I, Div. 2, Groups A,B,C,D; Class II, III, Div. 1, Groups E,F,G, T4; Enclosure Type 3, 4, 4X
Marking cFM note	Zone 2 IIC according to Canadian Electrical Code Table 18
Certificates	ATEX (PTB), Canada (FM), IECEX (PTB), USA (FM)

Load disconnect switches and motor starters



Load disconnect switch

150 A, non-fused

8150/5-V11-D09-00-0000-0 Art. No. 286728

Explosion Protection

Declaration of conformity	ATEX (EUK)
---------------------------	------------

Electrical Data

Rated operational voltage AC	480 V
Rated operational voltage DC 1-pole	60 V
Rated operational voltage DC 2-pole	125 V
Rated operational voltage DC 3-pole	240 V
Rated operational current	150 A
Frequency range	50 – 60 Hz
Nominal power	100 hp
Nominal power note	Nominal power (hp) in relation to rated operating voltage 480 V AC
Auxiliary contact NC	without
Auxiliary contact NO	without
Short circuit protection (sym RMS)	25 kA
Additional short-circuit protection	Additional fuse necessary
Short-circuit protection note	Required back-up fuse in the electrical circuit

Auxiliary Power

Nominal voltage	480 V AC
-----------------	----------

Ambient Conditions

Ambient temperature	-50°C ... +55°C
Ambient temperature	-58°F ... +131°F

Mechanical Data

Degree of protection (IP)	IP66
Enclosure type (UL50 & UL50E)	3, 4, 4X
Enclosure material	Stainless steel 1.4404, (AISI 316L), brush finished
Additional terminal	without
Connection cross section, stranded min.	10 AWG
Connection cross section, stranded max.	300 kcmil
Construction type	Standard
Width	360 mm
Width, inches	14.17 in
Height	727 mm
Height in inches	28.62 in
Depth	243 mm
Depth in inches	9.57 in
Service life, min.	10 ⁵ operating cycles
Handle colour	Black
Protective collar colour	Black
Seal	Silicone, foamed
Lockable in	Three times in 0 position
Detailed number of poles	3-pole
Weight	26.3 kg

Components

Entries	without
---------	---------

Load disconnect switches and motor starters

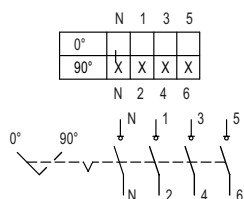


Load disconnect switch

150 A, non-fused

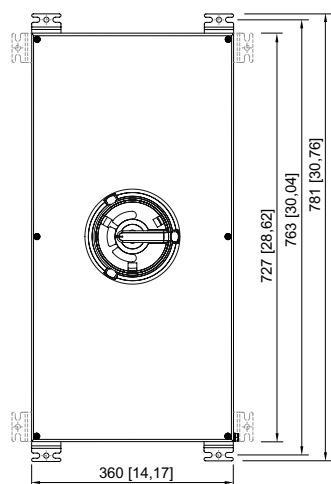
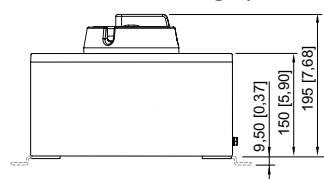
8150/5-V11-D09-00-0000-0 Art. No. 286728

Technical Drawings – Subject to Alterations



Switching arrangement 8544/1-4 and 8549/1-4

Dimensional Drawings (All Dimensions in mm [inches]) – Subject to Alterations



7150/5-V11-D08-00-0000-0
7150/5-V11-D09-00-0000-0
7150/5-V11-D32-00-0000-0
8150/5-V11-D08-00-0000-0
8150/5-V11-D09-00-0000-0
8150/5-V11-D32-00-0000-0

Load disconnect switches and motor starters



Load disconnect switch

150 A, non-fused

8150/5-V11-D09-00-0000-0 Art. No. 286728

Accessories

Ex e cable glands for MC, MC-HL, combined and "TECK" armouring Series TMC

	Art. No.
 <p>Thread size: NPT1/2 Clamping range: 8.7 ... 12.7 mm Clamping range inch: 0.34 ... 0.5 in Nickel-plated brass</p>	254316
<p>Thread size: NPT1/2 Clamping range: 13 ... 17 mm Clamping range inch: 0.51 ... 0.67 in Nickel-plated brass</p>	254317
<p>Thread size: NPT3/4 Clamping range: 15 ... 23.3 mm Clamping range inch: 0.59 ... 0.92 in Nickel-plated brass</p>	106090
<p>Thread size: NPT1 Clamping range: 19.8 ... 29.2 mm Clamping range inch: 0.78 ... 1.15 in Nickel-plated brass</p>	106091
<p>Thread size: NPT1-1/4 Clamping range: 27.5 ... 35.2 mm Clamping range inch: 1.08 ... 1.39 in Nickel-plated brass</p>	254320
<p>Thread size: NPT1-1/2 Clamping range: 33.5 ... 41.1 mm Clamping range inch: 1.32 ... 1.62 in Nickel-plated brass</p>	254321
<p>Thread size: NPT2 Clamping range: 45 ... 53 mm Clamping range inch: 1.77 ... 2.09 in Nickel-plated brass</p>	254323
<p>Thread size: NPT2-1/2 Clamping range: 52.1 ... 58.9 mm Clamping range inch: 2.05 ... 2.32 in Nickel-plated brass</p>	254324
<p>Thread size: NPT2-1/2 Clamping range: 57.1 ... 64.6 mm Clamping range inch: 2.25 ... 2.54 in Nickel-plated brass</p>	254325
<p>Thread size: NPT3 Clamping range: 64.6 ... 75.3 mm Clamping range inch: 2.54 ... 2.96 in Nickel-plated brass</p>	254326
<p>Thread size: NPT3-1/2 Clamping range: 74 ... 88.5 mm Clamping range inch: 2.91 ... 3.48 in Nickel-plated brass</p>	254327

Auxiliary contact

	Art. No.
 <p>Note: The auxiliary contacts can only be retrofitted for 40 A, 63 A and 80 A versions. For all other versions, the auxiliary contact must be ordered separately when placing the order. Ret-rofitting is not possible for this.</p>	

Load disconnect switches and motor starters



Load disconnect switch

150 A, non-fused

8150/5-V11-D09-00-0000-0 Art. No. 286728

Spare Parts

Load/motor switch / Load disconnect switch

Art. No.



100 A, 125 A and 150 A
Number of poles: 3 P
Type: 8549/1-32
Load/motor switch / Load disconnect switch

171181

We reserve the right to make alterations to the technical data, dimensions, weights, designs and products available without notice. The illustrations cannot be considered binding.