

# Load disconnect switches and motor starters



## Load disconnect switch

0 A, fused

7150/5-V11-D08-AA-0000-0 Art. No. 286710



- 3-pole horsepower (hp) rated switch
- Suitable for voltages up to 600 V AC/240 V DC – limitations may apply
- Robust, lockable rotary actuator
- Lightweight construction
- Stainless steel 1.4404 (AISI 316L), brush finished
- Suitable for low ambient temperatures
- Enclosure type 3, 4, 4X, IP66
- No conduit seal required
- Class I, Div. 2/AEx Zone 2

MY R. STAHL 7150A



Our switches are designed specifically for hazardous areas and harsh environments and have a corrosion-resistant enclosure and a wide temperature range. Ideal for installation in the immediate vicinity of field devices such as panels, motors, skids or machines. No matter whether these are disconnectors which fully interrupt the power supply during service or maintenance work, or change-over switches which ensure a continuous power supply to important devices, our solutions offer unsurpassed reliability. Our standard solutions do not have pre-installed inputs, giving users the flexibility to adapt their own inputs depending on size, location and type. They are designed to withstand challenging conditions while ensuring safety and ease of use in a range of applications.

## Technical Data

### Explosion Protection

Area of application	Canada USA
FMus certificate	FM17US0039X
cFM certificate	FM17CA0023X
Marking FMus	Class I, Div. 2, Groups A,B,C,D; T4; Enclosure Type 3, 4, 4X
Marking cFM	Class I, Div. 2, Groups A,B,C,D; T4; Enclosure Type 3, 4, 4X
Marking cFM note	Zone 2 IIC according to Canadian Electrical Code Table 18
Certificates	Canada (FM), USA (FM)
Declaration of conformity	ATEX (EUK)

### Electrical Data

Rated operational voltage AC	600 V
Rated operational voltage DC 1-pole	60 V
Rated operational voltage DC 2-pole	125 V
Rated operational voltage DC 3-pole	240 V
Rated operational current	125 A
Frequency range	50 – 60 Hz
Nominal power	100 hp
Nominal power note	Nominal power (hp) in relation to rated operating voltage 480 V AC
Fuse	150 A J-type
Auxiliary contact NC	without
Auxiliary contact NO	without
Max. short-circuit protection	25 kA

# Load disconnect switches and motor starters



## Load disconnect switch

0 A, fused

7150/5-V11-D08-AA-0000-0 Art. No. 286710

### Electrical Data

Short circuit protection (sym RMS)	25 kA
------------------------------------	-------

### Auxiliary Power

Nominal voltage	480 V AC
-----------------	----------

### Ambient Conditions

Ambient temperature	-40°C ... +55°C
---------------------	-----------------

Ambient temperature	-40°F ... +131°F
---------------------	------------------

### Mechanical Data

Degree of protection (IP)	IP66
---------------------------	------

Enclosure type (UL50 & UL50E)	3, 4, 4X
-------------------------------	----------

Enclosure material	Stainless steel 1.4404, (AISI 316L), brush finished
--------------------	---

Additional terminal	without
---------------------	---------

Connection cross section, stranded min.	10 AWG
---	--------

Connection cross section, stranded max.	300 kcmil
---	-----------

Construction type	Standard
-------------------	----------

Width	480 mm
-------	--------

Width, inches	18.9 in
---------------	---------

Height	787 mm
--------	--------

Height in inches	30.98 in
------------------	----------

Depth	283 mm
-------	--------

Depth in inches	11.14 in
-----------------	----------

Service life, min.	10 <sup>5</sup> operating cycles
--------------------	----------------------------------

Handle colour	Black
---------------	-------

Protective collar colour	Black
--------------------------	-------

Seal	Silicone, foamed
------	------------------

Lockable in	Three times in 0 position
-------------	---------------------------

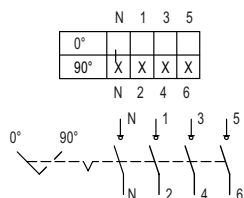
Detailed number of poles	3-pole
--------------------------	--------

Weight	74.8 kg
--------	---------

### Components

Entries	without
---------	---------

### Technical Drawings – Subject to Alterations



Switching arrangement 8544/1-4 and 8549/1-4

# Load disconnect switches and motor starters

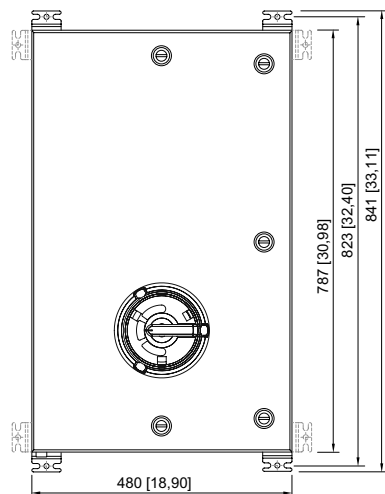
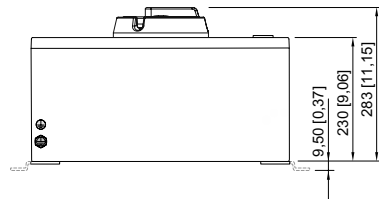


## Load disconnect switch

0 A, fused

7150/5-V11-D08-AA-0000-0 Art. No. 286710

Dimensional Drawings (All Dimensions in mm [inches]) – Subject to Alterations



7150/5-V11-D32-AA-0000-0

7150/5-V11-D08-AA-0000-0

# Load disconnect switches and motor starters



## Load disconnect switch

0 A, fused

7150/5-V11-D08-AA-0000-0 Art. No. 286710

### Accessories

#### Ex e cable glands for MC, MC-HL, combined and "TECK" armouring Series TMC

	Art. No.
 <p>Thread size: NPT1/2 Clamping range: 8.7 ... 12.7 mm Clamping range inch: 0.34 ... 0.5 in Nickel-plated brass</p>	254316
<p>Thread size: NPT1/2 Clamping range: 13 ... 17 mm Clamping range inch: 0.51 ... 0.67 in Nickel-plated brass</p>	254317
<p>Thread size: NPT3/4 Clamping range: 15 ... 23.3 mm Clamping range inch: 0.59 ... 0.92 in Nickel-plated brass</p>	106090
<p>Thread size: NPT1 Clamping range: 19.8 ... 29.2 mm Clamping range inch: 0.78 ... 1.15 in Nickel-plated brass</p>	106091
<p>Thread size: NPT1-1/4 Clamping range: 27.5 ... 35.2 mm Clamping range inch: 1.08 ... 1.39 in Nickel-plated brass</p>	254320
<p>Thread size: NPT1-1/2 Clamping range: 33.5 ... 41.1 mm Clamping range inch: 1.32 ... 1.62 in Nickel-plated brass</p>	254321
<p>Thread size: NPT2 Clamping range: 45 ... 53 mm Clamping range inch: 1.77 ... 2.09 in Nickel-plated brass</p>	254323
<p>Thread size: NPT2-1/2 Clamping range: 52.1 ... 58.9 mm Clamping range inch: 2.05 ... 2.32 in Nickel-plated brass</p>	254324
<p>Thread size: NPT2-1/2 Clamping range: 57.1 ... 64.6 mm Clamping range inch: 2.25 ... 2.54 in Nickel-plated brass</p>	254325
<p>Thread size: NPT3 Clamping range: 64.6 ... 75.3 mm Clamping range inch: 2.54 ... 2.96 in Nickel-plated brass</p>	254326
<p>Thread size: NPT3-1/2 Clamping range: 74 ... 88.5 mm Clamping range inch: 2.91 ... 3.48 in Nickel-plated brass</p>	254327

#### Auxiliary contact

	Art. No.
 <p>Note: The auxiliary contacts can only be retrofitted for 40 A, 63 A and 80 A versions. For all other versions, the auxiliary contact must be ordered separately when placing the order. Ret-rofitting is not possible for this.</p>	

# Load disconnect switches and motor starters



Load disconnect switch

0 A, fused

7150/5-V11-D08-AA-0000-0 Art. No. 286710

## Spare Parts

### Load/motor switch / Load disconnect switch

### Art. No.



100 A, 125 A and 150 A  
Number of poles: 3 P  
Type: 8549/1-32  
Load/motor switch / Load disconnect switch

171181

We reserve the right to make alterations to the technical data, dimensions, weights, designs and products available without notice. The illustrations cannot be considered binding.