

Load disconnect switches and motor starters



Load disconnect switch

0 A, non-fused

7150/5-V11-D09-00-0000-0 Art. No. 286713



- 3-pole horsepower (hp) rated switch
- Suitable for voltages up to 600 V AC/240 V DC – limitations may apply
- Robust, lockable rotary actuator
- Lightweight construction
- Stainless steel 1.4404 (AISI 316L), brush finished
- Suitable for low ambient temperatures
- Enclosure type 3, 4, 4X, IP66
- No conduit seal required
- Class I, Div. 2/AEx Zone 2

MY R. STAHL 7150A



Our switches are designed specifically for hazardous areas and harsh environments and have a corrosion-resistant enclosure and a wide temperature range. Ideal for installation in the immediate vicinity of field devices such as panels, motors, skids or machines. No matter whether these are disconnectors which fully interrupt the power supply during service or maintenance work, or change-over switches which ensure a continuous power supply to important devices, our solutions offer unsurpassed reliability. Our standard solutions do not have pre-installed inputs, giving users the flexibility to adapt their own inputs depending on size, location and type. They are designed to withstand challenging conditions while ensuring safety and ease of use in a range of applications.

Technical Data

Explosion Protection

Area of application	Canada USA
FMus certificate	FM17US0039X
cFM certificate	FM17CA0023X
Marking FMus	Class I, Div. 2, Groups A,B,C,D; T4; Enclosure Type 3, 4, 4X
Marking cFM	Class I, Div. 2, Groups A,B,C,D; T4; Enclosure Type 3, 4, 4X
Marking cFM note	Zone 2 IIC according to Canadian Electrical Code Table 18
Certificates	Canada (FM), USA (FM)
Declaration of conformity	ATEX (EUK)

Electrical Data

Rated operational voltage AC	480 V
Rated operational voltage DC 1-pole	60 V
Rated operational voltage DC 2-pole	125 V
Rated operational voltage DC 3-pole	240 V
Rated operational current	150 A
Frequency range	50 – 60 Hz
Nominal power	100 hp
Nominal power note	Nominal power (hp) in relation to rated operating voltage 480 V AC
Auxiliary contact NC	without
Auxiliary contact NO	without
Short circuit protection (sym RMS)	25 kA
Additional short-circuit protection	Additional fuse necessary

Load disconnect switches and motor starters



Load disconnect switch

0 A, non-fused

7150/5-V11-D09-00-0000-0 Art. No. 286713

Electrical Data

Short-circuit protection note	Required back-up fuse in the electrical circuit
-------------------------------	---

Auxiliary Power

Nominal voltage	480 V AC
-----------------	----------

Ambient Conditions

Ambient temperature	-50°C ... +55°C
---------------------	-----------------

Ambient temperature	-58°F ... +131°F
---------------------	------------------

Mechanical Data

Degree of protection (IP)	IP66
---------------------------	------

Enclosure type (UL50 & UL50E)	3, 4, 4X
-------------------------------	----------

Enclosure material	Stainless steel 1.4404, (AISI 316L), brush finished
--------------------	---

Additional terminal	without
---------------------	---------

Connection cross section, stranded min.	10 AWG
---	--------

Connection cross section, stranded max.	300 kcmil
---	-----------

Construction type	Standard
-------------------	----------

Width	360 mm
-------	--------

Width, inches	14.17 in
---------------	----------

Height	727 mm
--------	--------

Height in inches	28.62 in
------------------	----------

Depth	243 mm
-------	--------

Depth in inches	9.57 in
-----------------	---------

Service life, min.	10 ⁵ operating cycles
--------------------	----------------------------------

Handle colour	Black
---------------	-------

Protective collar colour	Black
--------------------------	-------

Seal	Silicone, foamed
------	------------------

Lockable in	Three times in 0 position
-------------	---------------------------

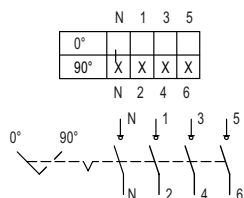
Detailed number of poles	3-pole
--------------------------	--------

Weight	26.3 kg
--------	---------

Components

Entries	without
---------	---------

Technical Drawings – Subject to Alterations



Switching arrangement 8544/1-4 and 8549/1-4

Load disconnect switches and motor starters

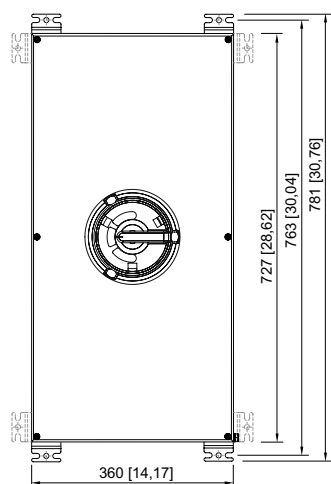
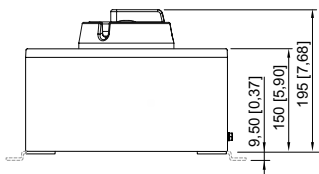


Load disconnect switch

0 A, non-fused

7150/5-V11-D09-00-0000-0 Art. No. 286713

Dimensional Drawings (All Dimensions in mm [inches]) – Subject to Alterations



- 7150/5-V11-D08-00-0000-0
- 7150/5-V11-D09-00-0000-0
- 7150/5-V11-D32-00-0000-0
- 8150/5-V11-D08-00-0000-0
- 8150/5-V11-D09-00-0000-0
- 8150/5-V11-D32-00-0000-0

Load disconnect switches and motor starters



Load disconnect switch

0 A, non-fused

7150/5-V11-D09-00-0000-0 Art. No. 286713

Accessories

Ex e cable glands for MC, MC-HL, combined and "TECK" armouring Series TMC

	Art. No.
 <p>Thread size: NPT1/2 Clamping range: 8.7 ... 12.7 mm Clamping range inch: 0.34 ... 0.5 in Nickel-plated brass</p>	254316
<p>Thread size: NPT1/2 Clamping range: 13 ... 17 mm Clamping range inch: 0.51 ... 0.67 in Nickel-plated brass</p>	254317
<p>Thread size: NPT3/4 Clamping range: 15 ... 23.3 mm Clamping range inch: 0.59 ... 0.92 in Nickel-plated brass</p>	106090
<p>Thread size: NPT1 Clamping range: 19.8 ... 29.2 mm Clamping range inch: 0.78 ... 1.15 in Nickel-plated brass</p>	106091
<p>Thread size: NPT1-1/4 Clamping range: 27.5 ... 35.2 mm Clamping range inch: 1.08 ... 1.39 in Nickel-plated brass</p>	254320
<p>Thread size: NPT1-1/2 Clamping range: 33.5 ... 41.1 mm Clamping range inch: 1.32 ... 1.62 in Nickel-plated brass</p>	254321
<p>Thread size: NPT2 Clamping range: 45 ... 53 mm Clamping range inch: 1.77 ... 2.09 in Nickel-plated brass</p>	254323
<p>Thread size: NPT2-1/2 Clamping range: 52.1 ... 58.9 mm Clamping range inch: 2.05 ... 2.32 in Nickel-plated brass</p>	254324
<p>Thread size: NPT2-1/2 Clamping range: 57.1 ... 64.6 mm Clamping range inch: 2.25 ... 2.54 in Nickel-plated brass</p>	254325
<p>Thread size: NPT3 Clamping range: 64.6 ... 75.3 mm Clamping range inch: 2.54 ... 2.96 in Nickel-plated brass</p>	254326
<p>Thread size: NPT3-1/2 Clamping range: 74 ... 88.5 mm Clamping range inch: 2.91 ... 3.48 in Nickel-plated brass</p>	254327

Auxiliary contact

	Art. No.
 <p>Note: The auxiliary contacts can only be retrofitted for 40 A, 63 A and 80 A versions. For all other versions, the auxiliary contact must be ordered separately when placing the order. Ret-rofitting is not possible for this.</p>	

Load disconnect switches and motor starters



Load disconnect switch

0 A, non-fused

7150/5-V11-D09-00-0000-0 Art. No. 286713

Spare Parts

Load/motor switch / Load disconnect switch

Art. No.



100 A, 125 A and 150 A
Number of poles: 3 P
Type: 8549/1-32
Load/motor switch / Load disconnect switch

171181

We reserve the right to make alterations to the technical data, dimensions, weights, designs and products available without notice. The illustrations cannot be considered binding.