

Installation equipment

Wall-mounting socket 20 A



8570/21-405-S-51-0-00-XXX Art. No. 290310



- Different voltage ranges according to EN 60309
- Large temperature range of use
- High mechanical impact and shock resistance
- Perfect protection against penetration of liquids and dusts
- 3D data for download on the website
- Appropriate Series 8570/22 plug

MY R. STAHL 8570U



R. STAHL Series 8570/21 SolConeX sockets constitute explosion-protected electrical equipment. They are approved for use in hazardous areas that are classified for the division or zone according to NEC 505. The high degree of protection guarantees the highest level of protection against the ingress of dust and/or water in any application position. Self-cleaning lamellar contacts provide optimum contact and the plugs can be inserted and removed in the zero position quickly and easily. The load disconnect switch, with a mechanical locking device and a handle that can be locked in the 0 or I position, is an additional safety feature.

Technical Data

Explosion Protection

| | |
|---------------------------------|--------------------------------------------------------------------------------------------------------------------------------------------------------------------------------------|
| Scope of validity | European Union (ATEX) Canada IECEX USA |
| Application range (zones) | 1 2 21 22 |
| IECEX gas certificate | IECEX PTB 05.0023 |
| IECEX gas explosion protection | Ex db eb IIC T6 ... T5 Gb |
| IECEX dust certificate | IECEX PTB 05.0023 |
| IECEX dust explosion protection | Ex tb IIIC T73 °C Db |
| ATEX gas certificate | PTB 03 ATEX 1227 |
| ATEX gas explosion protection | ⊕ II 2 G Ex db eb IIC T6 ... T5 Gb |
| ATEX dust certificate | PTB 03 ATEX 1227 |
| ATEX dust explosion protection | ⊕ II 2 D Ex tb IIIC T73 °C Db |
| FMus certificate | FM20US0116X |
| cFM certificate | FM20CA0056X |
| Marking FMus | Class I, Div. 2, Groups A,B,C,D; Class II, III, Div. 1, Groups E,F,G; Enclosure Type 3, 4, 4X Class I, Zone 1, AEx db eb IIC T6 ... T5 Gb Zone 21, AEx tb IIIC T80 °C Db |

Installation equipment

Wall-mounting socket 20 A



8570/21-405-S-51-0-00-XXX Art. No. 290310

Explosion Protection

| | |
|---------------|----------------------------------------------------------------------------------------------------------------------------------------------------------|
| Marking cFM | Ex db eb IIC T6 ... T5 Gb Class I, Div. 2, Groups A,B,C,D; Class II, III, Div. 1, Groups E,F,G; Enclosure Type 3, 4, 4X Ex tb IIIC T80 °C Db |
| Certificates | ATEX (PTB), Brazil (ULB), Canada (FM), China (CQST), IECEx (PTB), Taiwan (ITRI), USA (FM) |
| Ship approval | DNV |

Electrical Data

| | |
|---------------------------|--------------------------------------|
| Rated operational voltage | 600 V AC |
| Rated operational current | 20 A |
| Electrical service life | > 5x10 ³ switching cycles |
| Mechanical service life | > 5x10 ³ switching cycles |
| Type of voltage | Low voltage |
| Nominal power | 15 HP |
| Frequency range | 50 / 60 Hz |

Device Specific Data

| | |
|-----------------------------------------|---------|
| Back-up fuse with thermal protection | 35 A gG |
| Back-up fuse without thermal protection | 20 A gG |

Ambient Conditions

| | |
|---------------------|-------------------|
| Ambient temperature | -50 °C to +65 °C |
| Ambient temperature | -58 °F to +149 °F |

Mechanical Data

| | |
|----------------------------------------------|---------------------------------------------------|
| Degree of protection IP (IEC 60529) | IP66 |
| IP degree of protection (IEC 60079) | IP64 |
| Enclosure type (NEMA250) | 3, 4, 4X |
| Enclosure material | Polyamide, Glass fibre reinforced |
| Silicone-free | No |
| Solid connection cross-section | 1 x 1.5 mm ² ... 2 x 6 mm ² |
| Connection cross-section AWG single stranded | 1 x AWG 16 ... 2 x AWG 10 |
| Finely stranded connection cross-section | 1 x 1.5 mm ² ... 2 x 4 mm ² |
| Finely stranded connection cross-section AWG | 1 x AWG 16 ... 2 x AWG 12 |
| Width | 115 mm |
| Width in inches | 4.53 in |
| Height | 180 mm |
| Height, inches | 7.08 in |
| Length | 247 mm |
| Length, inches | 9.73 in |
| Impact strength (IEC 60079) | 7 J |
| Impact strength (IEC 62262) | IK10 |
| Colour code | Black |
| Coding (clock hour position) | 5 |
| Lockable in | in 0- and I-position |
| Interlock | Prevents the plug from being pulled under load |

Installation equipment

Wall-mounting socket 20 A



8570/21-405-S-51-0-00-XXX Art. No. 290310

Mechanical Data

| | |
|--------------------------|----------------------|
| Series | SolConeX |
| Detailed number of poles | 3-pole, 4 conductors |
| Detailed pole number 2 | 3 P + PE |
| Weight | 1.35 kg |
| Weight | 2.98 lb |

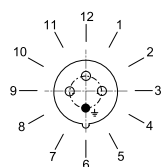
Mounting / Installation

| | |
|------------|----------------|
| Connection | Screw terminal |
|------------|----------------|

Components

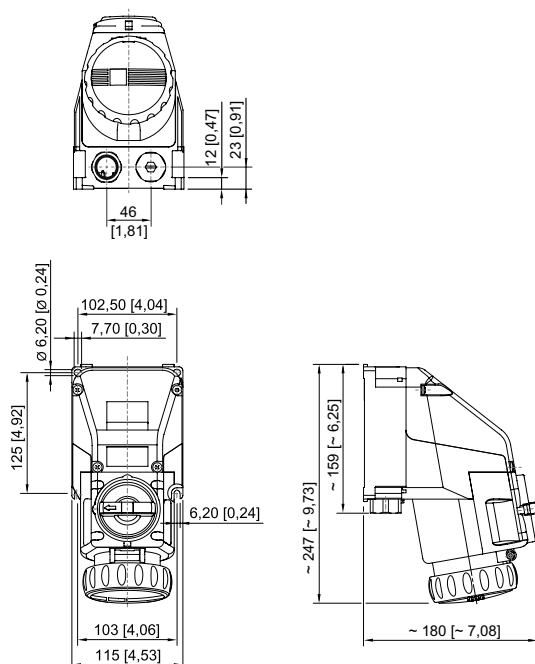
| | |
|------------------------|-----------------------------------------------|
| Cable entry note | Entry 1: Bottom left Entry 2: Bottom right |
| Entry 1 model | Can be ordered as accessories |
| Entry 1 | NPT 3/4" |
| Metal entry possible 1 | Yes |
| Entry 2 model | CMP-767D M25 |
| Entry 2 type | Stopping plug NB |
| Entry 2 | M25 x 1.5 |
| Metal entry possible 2 | No |

Technical Drawings – Subject to Alterations



Position of clock hour position
Example: 6 h position

Dimensional Drawings (All Dimensions in mm [inches]) – Subject to Alterations

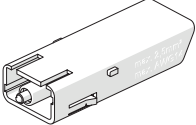


4-pole/5-pole wall-mounting socket

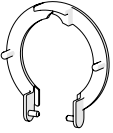
8570/21-405-S-51-0-00-XXX Art. No. 290310

Accessories


Auxiliary contact optional, pluggable by the user, easy to retrofit

| | | Art. No. |
|----------------------------------------------------------------------------------|---------------------------------------------------------------------------------------------------------------------------------------------------------------|----------|
|  | 1 NC Max. 500 V AC, max. 110 V DC Max. 6 A 1 x AWG 20 to 2 x AWG 14, 1 x 0.5 to 2 x 2.5 mm ² , solid/finely stranded | 150688 |
| | 1 NO Max. 500 V AC, max. 110 V DC Max. 6 A 1 x AWG 20 to 2 x AWG 14, 1 x 0.5 to 2 x 2.5 mm ² , solid/finely stranded | 150690 |
| | 1 NO, gold-plated contact Max. 500 V AC, max. 110 V DC Max. 6 A 1 x AWG 20 to 2 x AWG 14, 1 x 0.5 to 2 x 2.5 mm ² , solid/finely stranded | 150692 |

Dust cover for sockets, Series 8570

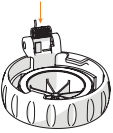
| | | Art. No. |
|-----------------------------------------------------------------------------------|--------------------------------------------------|----------|
|  | Retrofittable dust protection for 4-pole sockets | 255003 |

Plug

| | | Art. No. |
|------------------------------------------------------------------------------------|--------------------------------------------------------------------------|----------|
|  | 8570/22-405-S-XX-X-XX-XXX plug, 3-pole, 4-wire, 600 V AC, 50/60 Hz, 20 A | 291378 |

Spare Parts

Repair set for Series 8570 sockets

| | | Art. No. |
|------------------------------------------------------------------------------------|---------------------------------------------|----------|
|  | Repair set 8570 hinged cover, 4-pole, black | 274114 |

We reserve the right to make alterations to the technical data, dimensions, weights, designs and products available without notice. The illustrations cannot be considered binding.