

Installation equipment

Wall-mounting socket 20 A



8570/21-505-S-51-0-00-XXX Art. No. 290307



- Different voltage ranges according to EN 60309
- Large temperature range of use
- High mechanical impact and shock resistance
- Perfect protection against penetration of liquids and dusts
- 3D data for download on the website
- Appropriate Series 8570/22 plug

MY R. STAHL 8570U



R. STAHL Series 8570/21 SolConeX sockets constitute explosion-protected electrical equipment. They are approved for use in hazardous areas that are classified for the division or zone according to NEC 505. The high degree of protection guarantees the highest level of protection against the ingress of dust and/or water in any application position. Self-cleaning lamellar contacts provide optimum contact and the plugs can be inserted and removed in the zero position quickly and easily. The load disconnect switch, with a mechanical locking device and a handle that can be locked in the 0 or I position, is an additional safety feature.

Technical Data

Explosion Protection

Scope of validity	European Union (ATEX) Canada IECEX USA
Application range (zones)	1 2 21 22
IECEX gas certificate	IECEX PTB 05.0023
IECEX gas explosion protection	Ex db eb IIC T6 ... T5 Gb
IECEX dust certificate	IECEX PTB 05.0023
IECEX dust explosion protection	Ex tb IIIC T73 °C Db
ATEX gas certificate	PTB 03 ATEX 1227
ATEX gas explosion protection	⊕ II 2 G Ex db eb IIC T6 ... T5 Gb
ATEX dust certificate	PTB 03 ATEX 1227
ATEX dust explosion protection	⊕ II 2 D Ex tb IIIC T73 °C Db
FMus certificate	FM20US0116X
cFM certificate	FM20CA0056X
Marking FMus	Class I, Div. 2, Groups A,B,C,D; Class II, III, Div. 1, Groups E,F,G; Enclosure Type 3, 4, 4X Class I, Zone 1, AEx db eb IIC T6 ... T5 Gb Zone 21, AEx tb IIIC T80 °C Db

Installation equipment

Wall-mounting socket 20 A



8570/21-505-S-51-0-00-XXX Art. No. 290307

Explosion Protection

Marking cFM	Ex db eb IIC T6 ... T5 Gb Class I, Div. 2, Groups A,B,C,D; Class II, III, Div. 1, Groups E,F,G; Enclosure Type 3, 4, 4X Ex tb IIIC T80 °C Db
Certificates	ATEX (PTB), Brazil (ULB), Canada (FM), China (CQST), IECEx (PTB), Taiwan (ITRI), USA (FM)
Ship approval	DNV

Electrical Data

Rated operational voltage	347 to 400/600 V AC
Rated operational current	20 A
Electrical service life	> 5x10 ³ switching cycles
Mechanical service life	> 5x10 ³ switching cycles
Type of voltage	Low voltage
Nominal power	15 HP
Frequency range	50 / 60 Hz

Device Specific Data

Back-up fuse with thermal protection	35 A gG
Back-up fuse without thermal protection	20 A gG

Ambient Conditions

Ambient temperature	-50 °C to +65 °C
Ambient temperature	-58 °F to +149 °F

Mechanical Data

Degree of protection IP (IEC 60529)	IP66
IP degree of protection (IEC 60079)	IP64
Enclosure type (NEMA250)	3, 4, 4X
Enclosure material	Polyamide, Glass fibre reinforced
Silicone-free	No
Solid connection cross-section	1 x 1.5 mm ² ... 2 x 6 mm ²
Connection cross-section AWG single stranded	1 x AWG 16 ... 2 x AWG 10
Finely stranded connection cross-section	1 x 1.5 mm ² ... 2 x 4 mm ²
Finely stranded connection cross-section AWG	1 x AWG 16 ... 2 x AWG 12
Width	115 mm
Width in inches	4.53 in
Height	180 mm
Height, inches	7.08 in
Length	247 mm
Length, inches	9.73 in
Impact strength (IEC 60079)	7 J
Impact strength (IEC 62262)	IK10
Colour code	Black
Coding (clock hour position)	5
Lockable in	in 0- and I-position
Interlock	Prevents the plug from being pulled under load

Installation equipment

Wall-mounting socket 20 A



8570/21-505-S-51-0-00-XXX Art. No. 290307

Mechanical Data

Series	SolConeX
Detailed number of poles	4-pole, 5 conductors
Detailed pole number 2	3 P + N + PE
Weight	1.45 kg
Weight	3.2 lb

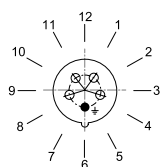
Mounting / Installation

Connection	Screw terminal
------------	----------------

Components

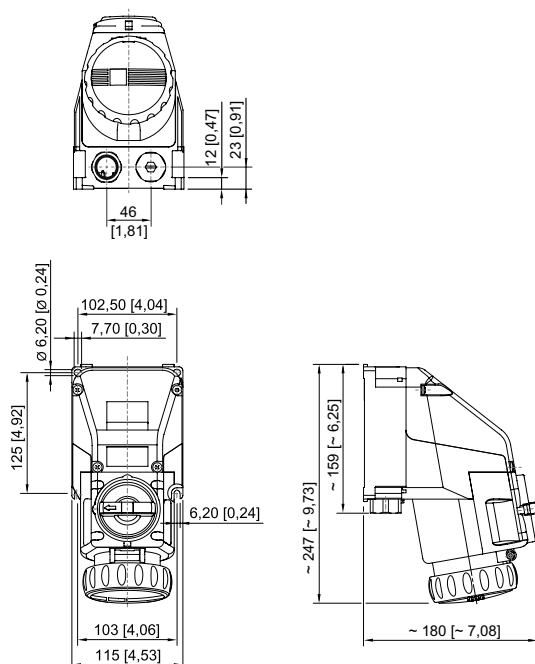
Cable entry note	Entry 1: Bottom left Entry 2: Bottom right
Entry 1 model	Can be ordered as accessories
Entry 1	NPT 3/4"
Metal entry possible 1	Yes
Entry 2 model	CMP-767D M25
Entry 2 type	Stopping plug NB
Entry 2	M25 x 1.5
Metal entry possible 2	No

Technical Drawings – Subject to Alterations



Position of clock hour position
Example: 6 h position

Dimensional Drawings (All Dimensions in mm [inches]) – Subject to Alterations

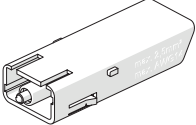


4-pole/5-pole wall-mounting socket

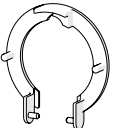
8570/21-505-S-51-0-00-XXX Art. No. 290307

Accessories

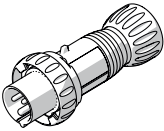
Auxiliary contact optional, pluggable by the user, easy to retrofit

		Art. No.
	1 NC Max. 500 V AC, max. 110 V DC Max. 6 A 1 x AWG 20 to 2 x AWG 14, 1 x 0.5 to 2 x 2.5 mm ² , solid/finely stranded	150688
	1 NO Max. 500 V AC, max. 110 V DC Max. 6 A 1 x AWG 20 to 2 x AWG 14, 1 x 0.5 to 2 x 2.5 mm ² , solid/finely stranded	150690
	1 NO, gold-plated contact Max. 500 V AC, max. 110 V DC Max. 6 A 1 x AWG 20 to 2 x AWG 14, 1 x 0.5 to 2 x 2.5 mm ² , solid/finely stranded	150692

Dust cover for sockets, series 8570

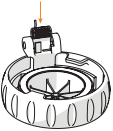
		Art. No.
	Retrofittable dust protection for 5-pole sockets	255004

Plug

		Art. No.
	8570/22-505-S-XX-X-XX-XXX plug, 4-pole, 5-wire, 347 to 400/600 V AC, 50/60 Hz, 20 A	291375

Spare Parts

Repair set for Series 8570 sockets

		Art. No.
	Repair set 8570 hinged cover, 5-pole, black	274109

We reserve the right to make alterations to the technical data, dimensions, weights, designs and products available without notice. The illustrations cannot be considered binding.