

Installation equipment

Wall-mounting socket 16 A



7570/11-507 Art. No. 126348



- For use in Zones 2 and 22, IP66 in every application position
- Optional Ex e or Ex i auxiliary contacts for control and signaling purposes
- With AC-3 motor switching capacity according to IEC/EN 60947-3

MY R. STAHL 7570A



R. STAHL Series 7570/11 SolConeX sockets are 16 A sockets for Zones 2 and 22. Self-cleaning lamellar contacts provide optimum contact and the floating pins allow the plugs to be inserted and removed in the zero position with minimum effort. The load disconnect switch, with a handle that can be locked in the 0 or I position, is an additional safety feature.

Technical Data

Explosion Protection

Application range (zones)	2 22
Explosion protection note	Product label may vary. Series devices are labelled with ATEX and IECEx.

Electrical Data

Rated operational voltage	277/480 to 288/500 V AC
Rated operational current	16 A
Electrical service life	> 5x10 ³ switching cycles
Mechanical service life	> 5x10 ³ switching cycles
Type of voltage	Low voltage
Switching capacity main contacts	4 kW: 200 to 250 V AC 7.5 kW: 380 to 500 V AC 11 kW: 600 to 690 V AC
Frequency range	50 / 60 Hz

Device Specific Data

Back-up fuse with thermal protection	35 A gG
Back-up fuse without thermal protection	16 A gG

Ambient Conditions

Ambient temperature	-30 °C ... +55 °C (T6, 16 A)
---------------------	------------------------------

Mechanical Data

Degree of protection IP (IEC 60529)	IP66
IP degree of protection (IEC 60079)	IP66
Enclosure material	Polyamide, Glass fibre reinforced
Silicone-free	Yes
Solid connection cross-section	1 x 1.5 mm ² ... 2 x 6 mm ²
Connection cross-section AWG single stranded	1 x AWG 16 ... 2 x AWG 10
Finely stranded connection cross-section	1 x 1.5 mm ² ... 2 x 4 mm ²

7570/11-507 Art. No. 126348

Mechanical Data

Finely stranded connection cross-section AWG	1 x AWG 16 ... 2 x AWG 12
Width	115 mm
Width in inches	4.53 in
Height	180 mm
Height, inches	7.08 in
Length	247 mm
Length, inches	9.73 in
Impact strength (IEC 60079)	7 J
Impact strength (IEC 62262)	IK10
Colour code	Black
Coding (clock hour position)	7
Lockable in	in 0- and I-position
Interlock	Four-pole switch Two optional auxiliary contacts (ON – delayed, OFF – leading)
Series	SolConeX
Detailed number of poles	3 P + N + PE
Weight	1.45 kg
Weight	3.2 lb

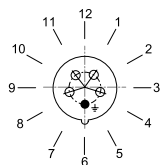
Mounting / Installation

Connection	Screw terminal
------------	----------------

Components

Cable entry note	Entry 1: Bottom left Entry 2: Bottom right
Entry 1 model	8161/7-M25-1707
Entry 1 type	Polyamide cable gland
Entry 1	M25 x 1.5
Entry 1 terminal area	7 – 17 mm
Entry 1 clamping range, inch	0.28 – 0.67 in
Metal entry possible 1	No
Entry 2 model	8290/3-M25
Entry 2 type	Polyamide stopping plug
Entry 2	M25 x 1.5
Metal entry possible 2	No

Technical Drawings – Subject to Alterations



Position of clock hour position
Example: 6 h position

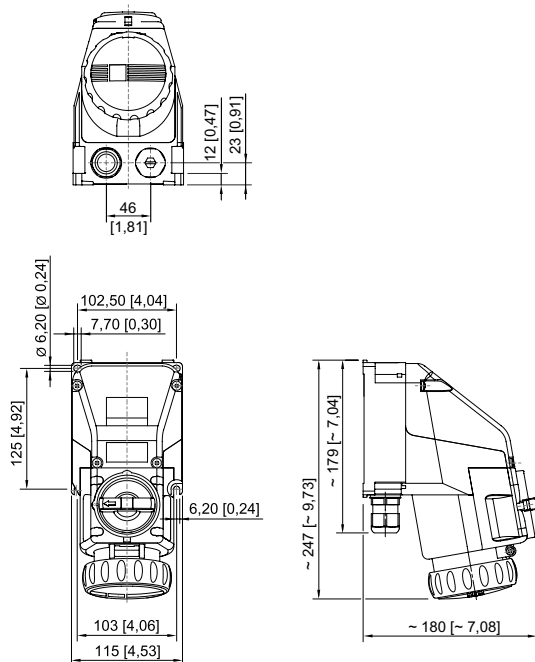
Installation equipment

Wall-mounting socket 16 A



7570/11-507 Art. No. 126348

Dimensional Drawings (All Dimensions in mm [inches]) – Subject to Alterations

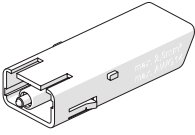


4-pole/5-pole wall-mounting socket

Accessories

Auxiliary contact optional, pluggable by the user, easy to retrofit

Art. No.

	1 NC Max. 500 V AC, max. 110 V DC Max. 6 A 1 x 0.5 to 2 x 2.5 mm ² , solid/finely stranded	150680
	1 NC, gold-plated contact Max. 500 V AC, max. 110 V DC Max. 6 A 1 x 0.5 to 2 x 2.5 mm ² , solid/finely stranded	150684
	1 NO Max. 500 V AC, max. 110 V DC Max. 6 A 1 x 0.5 to 2 x 2.5 mm ² , solid/finely stranded	150682
	1 NO, gold-plated contact Max. 500 V AC, max. 110 V DC Max. 6 A 1 x 0.5 to 2 x 2.5 mm ² , solid/finely stranded	150686

We reserve the right to make alterations to the technical data, dimensions, weights, designs and products available without notice. The illustrations cannot be considered binding.