

Control and signalling devices

Control device system ConSig 8040 series



ConSig

8040/1180X-54C03SA70 Art. No. 130721



- Flexible: Modular design and three sizes make customer-specific versions possible
- Lightweight enclosure made of glass fibre reinforced polyester resin (GRP), suitable for the marine industry and offshore applications

MY R. STAHL 8040B



With the R. STAHL Series 8040 control device system, you can get a clear overview of the control devices. The three combinable sizes and the modular design offer flexibility. You can choose from one standard version and customised variants.

Technical Data

Explosion Protection

Scope of validity	IECEX
Application range (zones)	1 2 21 22
IECEX gas certificate	IECEX PTB 06.0025
IECEX gas explosion protection	Ex db eb IIC T6 Gb
IECEX dust certificate	IECEX PTB 06.0025
IECEX dust explosion protection	Ex tb IIIC T80 °C Db
ATEX gas certificate	PTB 01 ATEX 1105
ATEX gas explosion protection	⊕ II 2 G Ex db eb IIC T6 Gb
ATEX dust certificate	PTB 01 ATEX 1105
ATEX dust explosion protection	⊕ II 2 D Ex tb IIIC T80 °C Db
Certificates	ATEX (PTB), Brazil (ULB), Canada (UL), China (NEPSI), IECEX (PTB), India (PESO), Korea (KGS), Taiwan (ITRI), USA (UL)
Ship approval	DNVGL
Declaration of Conformity	ATEX (EUK), China (CCC)
Explosion protection note	Product label may vary. Series devices are labelled with ATEX and IECEX.

Electrical Data

Rated operational voltage AC	250 V
------------------------------	-------

Ambient Conditions

Ambient temperature	-60 °C ... +60 °C (T6)
Ambient temperature	-76 °F ... +140 °F (T6)

Mechanical Data

Degree of protection (IP)	IP66
Degree of protection IP (IEC 60529)	IP66
Enclosure material	Polyester resin, Glass fibre reinforced
Enclosure colour	Dark grey

Control and signalling devices

Control device system ConSig 8040 series



8040/1180X-54C03SA70 Art. No. 130721

Mechanical Data

Silicone-free	No
AWG clamping range	14 AWG
Connection cross-section max.	2.5 mm ²
Solid connection cross section	0.32 – 2.5 mm ²
Connection cross-section AWG single stranded	22 AWG to 14 AWG
Finely stranded connection cross section	0.32 – 2.5 mm ²
Finely stranded connection cross-section AWG	22 AWG - 14 AWG
Cover fixing type	With captive screws, M4 stainless steel screws
Width	80 mm
Width, inches	3.15 in
Height	93 mm
Height, inches	3.66 in
Depth	72 mm
Depth, inches	2.76 in
Seal	Silicone, foamed
Weight	410 g
Weight	0.9 lb

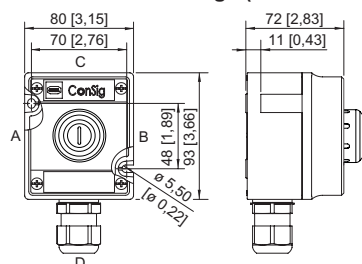
Mounting / Installation

Tightening torque of cover screw 1	1.4 Nm
Tightening torque of cover screw 1 lbf in	12.4 lbf in

Components

Installation position middle	Indicator lamp bezel, Clear
Built-in element middle	LED indicator lamp
Flange and plates	Without flange, without plates
Entry type	Standard 8161, moulded material
Entry 1	1 x 8161/7-M25-1707-LT
Entry 1 type	Polyamide cable gland, black
Entry 1	M25 x 1.5
Entry 1 terminal area	7 – 17 mm
Entry 1 clamping range, inch	0.28 – 0.67 in
Metal entry possible 1	No

Dimensional Drawings (All Dimensions in mm [inches]) – Subject to Alterations



ConSig 8040/11

Accessories


Control and signalling devices

Control device system ConSig 8040 series




8040/1180X-54C03SA70 Art. No. 130721

Indicator lamp bezel BG054




	Diameter 39 mm All colours Silicone-free: No	Art. No. 223123
--	--	---------------------------

Spare Parts


Caps for BG054

	for indicator lamp, all colours packaged	Art. No. 248685
--	--	---------------------------


Label holder

	Size 1, without insert disc, 1-line label for actuators Ø 39	Art. No. 223566
	Size 2, without insert disc, 1- or 2-line label for actuators Ø 39	Art. No. 223567
	Size 3, without insert disc, 1-, 2- or 3-line label for actuators Ø 39	Art. No. 223568

LED indicator lamp Ex de

	12 to 240 V, white	Art. No. 237971
--	--------------------	---------------------------

Special key

	for tightening plastic locking nut	Art. No. 169101
--	------------------------------------	---------------------------

We reserve the right to make alterations to the technical data, dimensions, weights, designs and products available without notice. The illustrations cannot be considered binding.