

# Control and signalling devices

## Control device system Series ConSig 8040

**STAHL**

ConSig

8040/1180X-34H03SF12 Art. No. 130905



- Flexible: Modular design and three sizes make customer-specific versions possible
- Lightweight enclosure made of glass fibre reinforced polyester resin (GRP), suitable for the marine industry and offshore applications

**MY R. STAHL 8040B**

With the R. STAHL Series 8040 control device system, you can get a clear overview of the control devices. The three combinable sizes and the modular design offer flexibility. You can choose from one standard version and customised variants.

### Technical Data

#### Explosion Protection

Area of application	European Union (ATEX) IECEX
Application range (zones)	1, 2, 21, 22
IECEX gas certificate	IECEX PTB 06.0025
IECEX gas explosion protection	Ex db eb IIC T6 Gb
IECEX dust certificate	PTB 01 ATEX 1105
IECEX dust explosion protection	Ex tb IIIC T80 °C Db
ATEX gas certificate	PTB 01 ATEX 1105
ATEX gas explosion protection	⊕ II 2 G Ex db eb IIC T6 Gb
ATEX dust certificate	PTB 01 ATEX 1105
ATEX dust explosion protection	⊕ II 2 D Ex tb IIIC T80 °C Db
Certificates	ATEX (PTB), Canada (UL), China (NEPSI), IECEX (PTB), India (PESO), Korea (KGS), Taiwan (ITRI), USA (UL)
Ship approval	DNVGL
Declaration of conformity	ATEX (EUK), China (CCC)
Explosion protection note	Product label may vary. Series devices are labelled with ATEX and IECEX.

#### Electrical Data

AC rated operational voltage	690 V
Rated operational current	16 A (T6)

#### Ambient Conditions

Ambient temperature	-20 °C ... 40 °C (T6)
Ambient temperature	-4 °F ... 104 °F (T6)

#### Mechanical Data

Degree of protection IP (IEC 60529)	IP66
Enclosure material	Polyester resin, Glass fibre reinforced
Enclosure colour	Dark grey
Silicone-free	No
Connection cross-section max.	2.5 mm <sup>2</sup>

# Control and signalling devices

## Control device system Series ConSig 8040



8040/1180X-34H03SF12 Art. No. 130905

### Mechanical Data

Solid connection cross section	0.32 – 2.5 mm <sup>2</sup>
Connection cross-section AWG single stranded	22 AWG ... 14 AWG
Finely stranded connection cross section	0.32 – 2.5 mm <sup>2</sup>
Finely stranded connection cross-section AWG	22 AWG ... 14 AWG
Cover fixing type	With captive screws, M4 stainless steel screws
Width	80 mm
Width, inches	3.15 in
Height	93 mm
Height in inches	3.66 in
Depth	72 mm
Depth in inches	2.76 in
Seal	Silicone, foamed
Weight	410 g

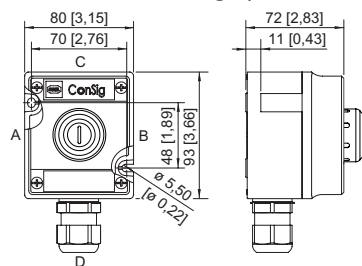
### Mounting / Installation

Tightening torque of cover screw 1	1.4 N · m
Tightening torque of cover screw 1 lbf in	12.4 lbf in

### Components

Installation position middle	Small handle, I-0-II (2x 45°)
Built-in element middle	Control switch 027
Number of poles on centre built-in element	2
Flange and plates	Without flange, without plates
Cable glands and entries	1 x M25 Ø 7 ... 17 mm
Entry type	Standard 8161, moulded material
Entry 1	1 x 8161/7-M25-1707-LT
Entry 1 type	Polyamide cable gland, black
Entry 1	M25 x 1.5
Entry 1 clamping range	7 – 17 mm
Entry 1 clamping range, inch	0.28 – 0.67 in
Metal entry possible 1	No

### Dimensional Drawings (All Dimensions in mm [inches]) – Subject to Alterations




ConSig 8040/11


8040/1180X-34H03SF12 Art. No. 130905

## Accessories

### Cylinder lock




		Art. No.
	for closing (bracket Ø 3)	107115

### Rotary actuator, small, lockable


		Art. No.
	Diameter 39 mm, lockable using 1 lock, 45° position Seal: Silicone, up to -60 °	227392

## Spare Parts

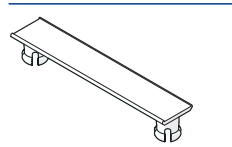
### Label holder

		Art. No.
	Size 1, without insert disc, 1-line label for actuators Ø 39	223566
	Size 2, without insert disc, 1- or 2-line label for actuators Ø 39	223567
	Size 3, without insert disc, 1-, 2- or 3-line label for actuators Ø 39	223568

### Special key

		Art. No.
	for tightening plastic locking nut	169101

### Tag label

		Art. No.
	plain for attaching to enclosure 8040; moulded material; with paper insert strip	130673

We reserve the right to make alterations to the technical data, dimensions, weights, designs and products available without notice. The illustrations cannot be considered binding.