


8146/1041 Art. No. 136665



- Versatile Ex e terminal boxes in various sizes and heights, degree of protection IP66
- Can be equipped as per customer requirements
- Enclosure with captive cover screws, flanges can be fitted on enclosure sides if required

MY R. STAHL 8146A



R. STAHL Series 8146 terminal boxes, made of high-quality, glass fibre reinforced polyester resin, are ideal for use in harsh ambient conditions. With eight basic sizes in various heights, they are universally usable. If requested by the customer, they are equipped with terminal blocks up to 300 mm² and, as an option, a flange can be put on several enclosure sides.

Technical Data

Explosion Protection

Area of application	European Union (ATEX) IECEX United Kingdom
Application range (zones)	1, 2, 21, 22
IECEX gas certificate	IECEX PTB 06.0046
IECEX gas explosion protection	Ex eb IIC T6 / T5 Gb
IECEX dust certificate	IECEX PTB 06.0046
IECEX dust explosion protection	Ex tb IIIC T80 °C / T95 °C Db
ATEX gas explosion protection	Ⓔ II 2 G Ex eb IIC T6 / T5 Gb
ATEX dust explosion protection	Ⓔ II 2 D Ex tb IIIC T80 °C / T95 °C Db
Certificates	ATEX (PTB), Brazil (ULB), Canada / USA (UL), Canada (UL), China (NEPSI), IECEX (PTB), India (PESO), Korea (KGS), Taiwan (ITRI), USA (UL)
Ship approval	DNV
Declaration of conformity	ATEX (EUK), China (CCC)
Explosion protection note	Product label may vary. Series devices are labelled with ATEX and IECEX.

Electrical Data

Rated operational voltage AC	0 ... 690 V
------------------------------	-------------

Ambient Conditions

Ambient temperature	-60 °C ... +40 °C (T6) -60 °C ... +55 °C (T5)
Ambient temperature	-76 °F ... +104 °F (T6) -76 °F ... +131 °F (T5)

Mechanical Data

Degree of protection IP (IEC 60529)	IP66
Enclosure material	Polyester resin, Glass fibre reinforced
Enclosure colour	Dark grey

8146/1041 Art. No. 136665

Mechanical Data

Flammability according to	IEC/EN 60695 UL 94 ASTM D635
Silicone-free	No
Cover thickness	2.8 mm
Cover thickness in inches	0.11 in
Wall thickness	2.8 mm
Wall thickness in inches	0.11 in
Width	170 mm
Width, inches	6.692 in
Height	112.5 mm
Height in inches	4.429 in
Depth	91 mm
Depth in inches	3.583 in
Weight	730 g
Weight	1.61 lb

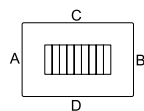
Mounting / Installation

Tightening torque lbf in	0 lbf-in
Tightening torque of cover screw 1	4.5 N · m
Tightening torque of cover screw 1 lbf in	39.83 lbf in

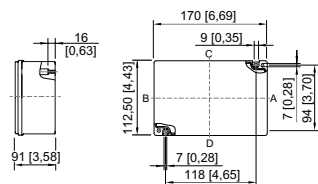
Components

Flange and plates	Without flange
Entries installation options/side	Without drilled holes
Entries	None
Terminal rail	35 x 133 mm (1x)
Terminal rail	1.38 x 5.24" (1x)
Type of terminals 1	1 x Phoenix UT 2-conductor, 2.5 mm ² , grey
Type of terminals PE 1	2 x Phoenix UT PE 2-conductor, 2.5 mm ² , green-yellow

Technical Drawings – Subject to Alterations



Dimensional Drawings (All Dimensions in mm [inches]) – Subject to Alterations



8146/.041

8146/1041 Art. No. 136665

Spare Parts


2 mm brass plate for enclosure

Art. No.

	For 8146/.031 (enclosure sides C/D) 8146/.041 (enclosure sides A/B)	136940
	For 8146/.041 (enclosure sides A/B)	136945

3 mm brass plate for enclosure

Art. No.

	For 8146/.031 (enclosure sides C/D) 8146/.041 (enclosure sides A/B)	136395
	For 8146/.041 (enclosure sides C/D)	136403

We reserve the right to make alterations to the technical data, dimensions, weights, designs and products available without notice. The illustrations cannot be considered binding.