

8146/1081 Art. No. 136800



- Wide range of Ex e terminal boxes in various sizes and materials, degree of protection IP66
- Customised equipping in accordance with customer specifications
- Enclosures with captive cover screws, if required, flange on enclosure sides is possible

MY R. STAHL 8146A



R. STAHL Series 8146 terminal boxes, made of high-quality, glass fibre-reinforced polyester resin, are ideal for use in harsh operating conditions. With eight basic sizes in various heights, they are universally usable. If requested by the customer, they are equipped with series terminals up to 300 mm<sup>2</sup> and, as an option, a flange on several enclosure sides is possible.

### Technical Data

#### Explosion Protection

Scope of validity	European Union (ATEX) IECEX United Kingdom
Application range (zones)	1 2 21 22
IECEX gas certificate	IECEX PTB 06.0046
IECEX gas explosion protection	Ex eb IIC T6 / T5 Gb
IECEX dust certificate	IECEX PTB 06.0046
IECEX dust explosion protection	Ex tb IIIC T80 °C / T95 °C Db
ATEX gas certificate	PTB 01 ATEX 1016
ATEX gas explosion protection	⊕ II 2 G Ex eb IIC T6 / T5 Gb
ATEX dust certificate	PTB 01 ATEX 1016
ATEX dust explosion protection	⊕ II 2 D Ex tb IIIC T80 °C / T95 °C Db
Certificates	ATEX (PTB), Brazil (ULB), Canada / USA (UL), Canada (UL), China (NEPSI), IECEX (PTB), India (PESO), Korea (KGS), Taiwan (ITRI), USA (UL)
Declaration of Conformity	ATEX (EUK), China (CCC)
Explosion protection note	Product label may vary. Series devices have certification according to ATEX and IECEX.

#### Electrical Data

Rated operational voltage AC	0 ... 690 V
------------------------------	-------------

#### Ambient Conditions

Ambient temperature	-60 °C ... +40 °C (T6) -60 °C ... +55 °C (T5)
Ambient temperature	-76 °F ... +104 °F (T6) -76 °F ... +131 °F (T5)

#### Mechanical Data

Degree of protection IP (IEC 60529)	IP66
-------------------------------------	------

8146/1081 Art. No. 136800

### Mechanical Data

Enclosure material	Polyester resin, Glass fibre reinforced
Enclosure colour	Dark grey
Flammability according to	IEC/EN 60695 UL 94 ASTM D635
Silicone-free	No
Cover thickness	2.8 mm
Cover thickness inch	0.11 in
Wall thickness	2.8 mm
Wall thickness, inches	0.11 in
Width	340.5 mm
Width, inches	13.406 in
Height	340.5 mm
Height, inches	13.4060 in
Depth	91 mm
Depth, inches	3.583 in
Weight	3.4 kg
Weight	7.5 lb

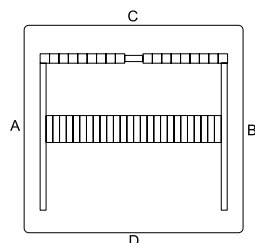
### Mounting / Installation

Tightening torque of cover screw 1	4.5 Nm
Tightening torque of cover screw 1 lbf in	39.83 lbf in

### Components

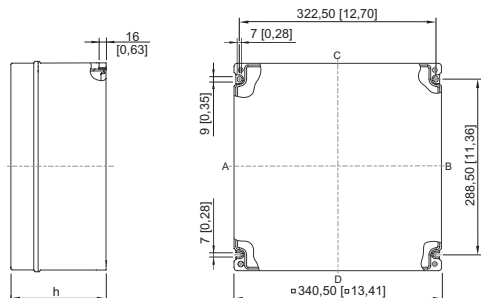
Flange and plates	Without flange
Entries installation options/side	Without drilled holes
Entries	None
Terminal rail	35 x 301 mm (1x)
Terminal rail	1.38 x 11.85" (1x)
Type of terminals 1	1 x Phoenix UT 2-conductor, 2.5 mm <sup>2</sup> , grey
Earth rail	18 x 4 mm <sup>2</sup> (1x)

### Technical Drawings – Subject to Alterations



8146/1081 Art. No. 136800

**Dimensional Drawings (All Dimensions in mm [inches]) – Subject to Alterations**




- 8146/.08.
- 8146/.081: h = 91 mm [3.58 inch]
- 8146/.082: h = 131 mm [5.16 inch]
- 8146/.083: h = 150 mm [5.91 inch]
- 8146/.084: h = 171 mm [6.73 inch]
- 8146/.085: h = 190 mm [7.48 inch]
- 8146/.086: h = 230 mm [9.06 inch]

### Spare Parts

**2 mm brass plate for enclosure**

**Art. No.**

	For 8146/.071, 8146/.072 (enclosure sides C/D) 8146/.081, 8146/.082 (enclosure sides A/B) 8146/.091, 8146/.092 (enclosure sides C1/D1)	136927
	For 8146/.S71 (enclosure sides C/D) 8146/.081, 8146/.082 (enclosure sides C/D) 8146/.091, 8146/.092 (enclosure sides A/B)	136950


**2 mm brass plate for flanges**

**Art. No.**

	For flange size 1 (68 x 128 mm)	136888
--	---------------------------------	--------


**3 mm brass plate for enclosure**

**Art. No.**

	For 8146/.071, 8146/.072 (enclosure sides C/D) 8146/.081, 8146/.082 (enclosure sides A/B) 8146/.091, 8146/.092 (enclosure sides C1/D1)	136313
	For 8146/.S71 (enclosure sides C/D) 8146/.081, 8146/.082 (enclosure sides C/D) 8146/.091, 8146/.092 (enclosure sides A/B)	136544

**3 mm brass plate for flanges**

**Art. No.**

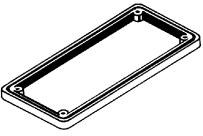
	For flange size 1 (68 x 128 mm)	136201
--	---------------------------------	--------

# Installation equipment

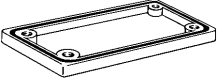
## Ex e terminal box



8146/1081 Art. No. 136800

Frame		Art. No.
	Size 1, 68 x 128 mm	135974

Flange		Art. No.
	Size 1: 68 x 128 mm, 5.8 mm thick	136032
	Size 1: 68 x 128 mm, 2.8 mm thick	135978

We reserve the right to make alterations to the technical data, dimensions, weights, designs and products available without notice. The illustrations cannot be considered binding.