

8510/141-05-335-200 Art. No. 146025



- Cost-effective overload protection for motors
- The release is easy to adjust and reset
- Robust modules, easy and vibration-proof installation

MY R. STAHL 8510J



R. STAHL Series 8510 motor protection relays offer cost-effective overload protection for motors with adjustment ranges up to 45 A. The release is easy to adjust and reset. The relay modules in the corrosion-resistant enclosure are screwed into Ex e enclosures so that they are protected against vibrations. Easily accessible connection terminals enable a safe connection and simple installation.

Technical Data

Explosion Protection

Application range (zones)	1, 2
IECEX gas certificate	IECEX BVS 07.0029U
IECEX gas explosion protection	Ex db eb IIC Gb
IECEX firedamp certificate	IECEX BVS 07.0029U
IECEX firedamp protection	Ex db eb I Mb
ATEX gas certificate	DMT 00 ATEX E 073 U
ATEX gas explosion protection	Ex II 2 G Ex db eb IIC Gb
ATEX firedamp certificate	DMT 00 ATEX E 073 U
ATEX firedamp protection	Ex I M2 Ex db eb I Mb
Certificates	ATEX (BVS), Brazil (ULB), Canada (FM), China (CQST), IECEX (BVS), USA (FM)

Electrical Data

Rated operational voltage 2	690 V AC
Rated operational current AC-15, 230 V AC	NC: 3 A NO: 2 A
Rated operational current AC-15, 400 V AC	NC: 1.5 A NO: 1 A
Rated operational current AC-15, 690 V AC	NC: 0.6 A NO: 0.6 A
Current-setting range	9 – 12.5 A
Main contacts	3-pole (3 NO)
Auxiliary contacts	2 (1 NO + 1 NC)

Ambient Conditions

Ambient temperature	-20 °C ... +60 °C
---------------------	-------------------

Mechanical Data

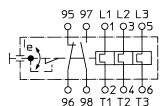
Degree of protection (IP)	IP20
Enclosure material	Epoxy resin

8510/141-05-335-200 Art. No. 146025

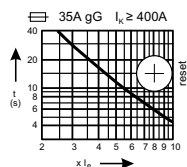
Mechanical Data

Min. connection terminals	1.5 mm ²
Max. solid connection terminals	10 mm ²
Max. finely stranded connection terminals	6 mm ²
Max. auxiliary contact connection cross-section, solid	2.5 mm ²
Max. auxiliary contact connection cross section, finely stranded	1.5 mm ²
Type of connection cable	Finely stranded Solid
Width	80 mm
Height	130 mm
Depth	110.5 mm
Weight	1.6 kg
Weight	3.53 lb

Technical Drawings – Subject to Alterations

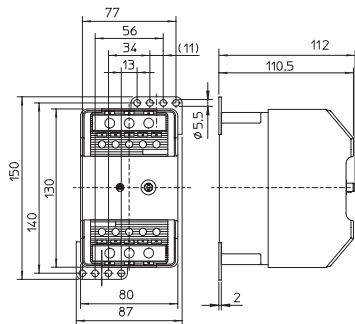


Schematic



Adjustment range: 9.0 - 12.5 A

Dimensional Drawings (All Dimensions in mm [inches]) – Subject to Alterations



8510/141

We reserve the right to make alterations to the technical data, dimensions, weights, designs and products available without notice. The illustrations cannot be considered binding.