

8523/81-06-000 Art. No. 146635



- Safe switching for protecting Ex e motors
- Release: Non-adjustable fast short-circuit release, adjustable thermal overcurrent release
- Undervoltage releases and shunt trips are also options
- Optional auxiliary contacts: 1 NC + 1 NO or 2 NC + 2 NO

MY R. STAHL 8523A



R. STAHL Series 8523/8 motor protection moulded case circuit breakers protect and switch Ex e motors with a non-adjustable fast short-circuit release and a thermal overcurrent release adjustable at the switch. The switch is actuated using a rotary actuator and the switching position is always easy to see. You can set different current ranges.

Technical Data

Explosion Protection

Application range (zones)	1, 2
IECEX gas certificate	IECEX BVS 08.0039U
IECEX gas explosion protection	Ex db eb IIC Gb
IECEX firedamp certificate	IECEX BVS 08.0039U
IECEX firedamp protection	Ex db eb I Mb
ATEX gas certificate	DMT 01 ATEX E 153 U
ATEX gas explosion protection	Ex II 2 G Ex db eb IIC Gb
ATEX firedamp certificate	DMT 01 ATEX E 153 U
ATEX firedamp protection	Ex I M2 Ex db eb I Mb
Certificates	ATEX (BVS), Brazil (ULB), Canada (FM), IECEX (BVS), USA (FM)

Electrical Data

AC rated operational voltage	690 V
Frequency	50/60 Hz
Switching capacity	12.5 kW/400 V
Release	without
AC release voltage	
Current-setting range	1 – 1.6 A
No. of poles	3

Ambient Conditions

Ambient temperature	-20 °C ... +60 °C
---------------------	-------------------

Mechanical Data

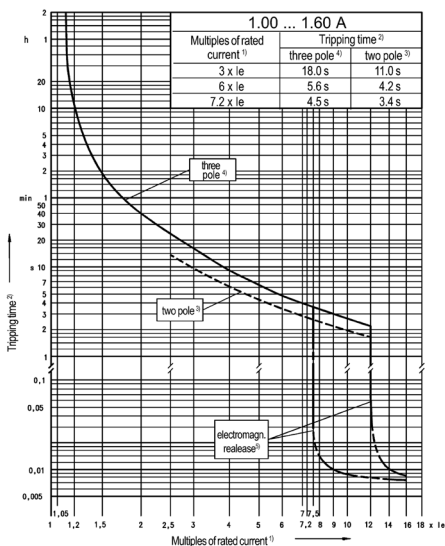
Enclosure material	Epoxy resin or polyester resin
Connection cross section min.	1.5 mm ²
Max. connection cross section, solid	10 mm ²
Max. connection cross-section, finely stranded	10 mm ²
Service life, min.	10 ⁵ operating cycles

8523/81-06-000 Art. No. 146635

Mechanical Data

Enclosure size	130 mm x 80 mm x 110.5 mm
Weight	1.41 kg
Weight	3.11 lb

Technical Drawings – Subject to Alterations



¹⁾ Multiple of the nominal current

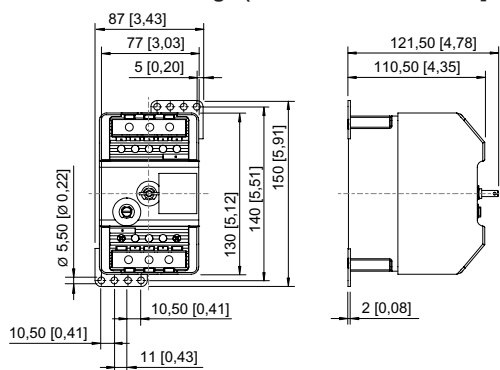
²⁾ Tripping time

³⁾ 2-pole

⁴⁾ 3-pole

⁵⁾ Electromagnetic tripping

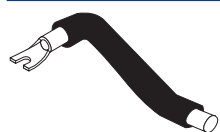
Dimensional Drawings (All Dimensions in mm [inches]) – Subject to Alterations



8523/81
moulded case circuit breaker for motor protection
Design size 1, without auxiliary contacts

Accessories

Cable jumper



for undervoltage release, length: 300 mm
(two jumpers necessary)

Art. No.

147121

We reserve the right to make alterations to the technical data, dimensions, weights, designs and products available without notice. The illustrations cannot be considered binding.