

Installation Equipment

Wall-mounting socket 16 A



8570/11-505 Art. No. 150527



- Optional: Pluggable, easily retrofittable Ex e or Ex i auxiliary contacts for control and signalling purposes
- Motor switching capacity AC-3 as per IEC/EN 60947-3
- Variants for use in the USA/Canada available on request
- Wide temperature range for use
- High mechanical impact and shock resistance
- Perfect protection against the ingress of liquids and dust
- 3D data available to download from the website

WebCode **8570A**



R. STAHL Series 8570/11 SolConeX sockets for Zone 1/21 in a 3-, 4- and 5-pole version have full AC-3 switching capacity up to 16 A. The high degree of protection IP66 guarantees the highest level of protection against the penetration of dust and water in any application position. Self-cleaning lamellar contacts provide optimum contact and the plugs can be inserted and removed in the zero position quickly and easily. The load disconnect switch, with mechanical locking device and a handle that can be locked in the 0 or I position, is an additional safety feature.

Technical Data

Explosion Protection

Scope of validity	European Union (ATEX) IECEX
Application range (zones)	1 2 21 22
IECEX gas certificate	IECEX PTB 05.0023
IECEX gas explosion protection	Ex db eb IIC T6 Gb
IECEX dust certificate	IECEX PTB 05.0023
IECEX dust explosion protection	Ex tb IIIC T80 °C Db
ATEX gas certificate	PTB 03 ATEX 1227
ATEX gas explosion protection	⊕ II 2 G Ex db eb IIC T6 Gb
ATEX dust certificate	PTB 03 ATEX 1227
ATEX dust explosion protection	⊕ II 2 D Ex tb IIIC T80 °C Db
Certificates	ATEX (PTB), IECEX (PTB), Korea (KGS), Taiwan (ITRI)
Explosion protection note	Product label may vary. Series devices have certification according to ATEX and IECEX.

Electrical Data

Rated operational voltage	347/600 to 400/690 V AC
Rated operational current	16 A
Rated operational current note	Optional up to 20 A
Electrical service life	> 5x10 ³ switching cycles
Mechanical service life	> 5x10 ³ switching cycles
Type of voltage	Low voltage
Switching capacity main contacts	4 kW: 220 / 230 / 240 V 7.5 kW: 380 / 400 / 415 / 500 V 11 kW: 600 / 690 V

Installation Equipment

Wall-mounting socket 16 A



8570/11-505 Art. No. 150527

Electrical Data

Frequency range	50 / 60 Hz
-----------------	------------

Device Specific Data

Back-up fuse with thermal protection	35 A gG
--------------------------------------	---------

Back-up fuse without thermal protection	16 A gG
---	---------

Ambient Conditions

Ambient temperature	-30 °C ... +55 °C (T6, 16 A)
---------------------	------------------------------

Ambient temperature	-22 °F ... +131 °F (T6, 16 A)
---------------------	-------------------------------

Mechanical Data

IP degree of protection (IEC 60529)	IP66
-------------------------------------	------

IP degree of protection (IEC 60079)	IP66
-------------------------------------	------

Enclosure material	Polyamide, Glass fibre reinforced
--------------------	-----------------------------------

Silicone-free	Yes
---------------	-----

Solid connection cross-section	1 x 1.5 mm ² ... 2 x 6 mm ²
--------------------------------	---

Connection cross-section AWG single stranded	1 x AWG 16 ... 2 x AWG 10
--	---------------------------

Finely stranded connection cross-section	1 x 1.5 mm ² ... 2 x 4 mm ²
--	---

Finely stranded connection cross-section AWG	1 x AWG 16 ... 2 x AWG 12
--	---------------------------

Width	115 mm
-------	--------

Width in inches	4.53 in
-----------------	---------

Height	180 mm
--------	--------

Height, inches	7.08 in
----------------	---------

Length	247 mm
--------	--------

Length, inches	9.73 in
----------------	---------

Impact strength (IEC 60079)	7 J
-----------------------------	-----

Impact strength (IEC 62262)	IK10
-----------------------------	------

Colour code	Black
-------------	-------

Coding (clock hour position)	5
------------------------------	---

Lockable in	in 0- and I-position
-------------	----------------------

Interlock	4-pole switch 2 optional auxiliary contacts (ON - delayed, OFF - advanced)
-----------	---

Series	SolConeX
--------	----------

Detailed number of poles	3 P + N + PE
--------------------------	--------------

Weight	1.45 kg
--------	---------

Weight	3.2 lb
--------	--------

Mounting / Installation

Connection	Screw terminal
------------	----------------

Components

Cable entry note	Entry 1: Lower left Entry 2: Lower right
------------------	---

Entry 1 model	8161/7-M25-1707
---------------	-----------------

Entry 1 type	Polyamide cable gland
--------------	-----------------------

Entry 1	M25 x 1.5
---------	-----------

Entry 1 terminal area	7 – 17 mm
-----------------------	-----------

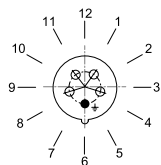
Entry 1 clamping range, inch	0.28 – 0.67 in
------------------------------	----------------

8570/11-505 Art. No. 150527

Components

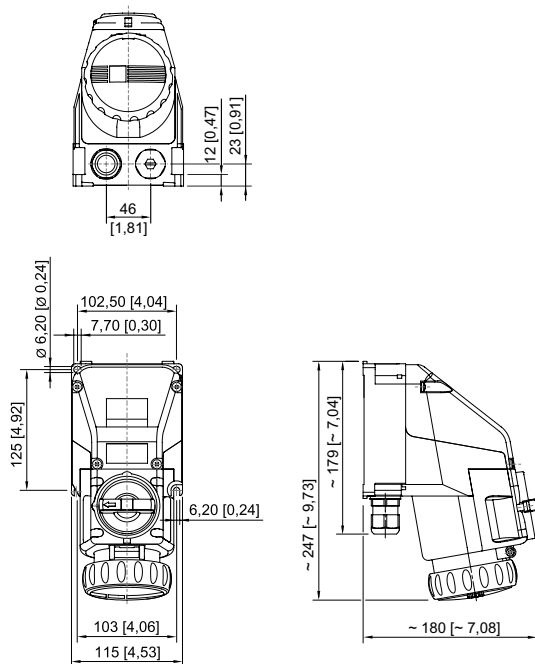
Metal entry possible 1	No
Entry 2 model	8290/3-M25
Entry 2 type	Polyamide stopping plug
Entry 2	M25 x 1.5
Metal entry possible 2	No

Technical Drawings – Subject to Alterations



Position of clock hour position
Example: 6 h position

Dimensional Drawings (All Dimensions in mm [inches]) – Subject to Alterations




4-pole/5-pole wall-mounting socket

Accessories

Auxiliary contact optional, can be connected by the user, easy to retrofit


Art. No.

8570/11-505 Art. No. 150527

	1 NC max. 500 V AC, max. 110 V DC max. 6 A 1 x 0.5 to 2 x 2.5 mm ² solid/finely stranded	150680
	1 NC, gold-plated contact max. 500 V AC, max. 110 V DC max. 6 A 1 x 0.5 to 2 x 2.5 mm ² solid/finely stranded	150684
	1 NO max. 500 V AC, max. 110 V DC max. 6 A 1 x 0.5 to 2 x 2.5 mm ² solid/finely stranded	150682
	1 NO, gold-plated contact max. 500 V AC, max. 110 V DC max. 6 A 1 x 0.5 to 2 x 2.5 mm ² solid/finely stranded	150686

Dust cover for 16 A sockets, series 8570


Art. No.

	Retrofittable dust protection for 5-pole sockets	255004
---	--	--------

Spare Parts

Repair set for 8570 series 16 A sockets

Art. No.

	8570 5-pole hinged cover repair set, black	274109
--	--	--------

We reserve the right to make alterations to the technical data, dimensions, weights, designs and products available without notice. The illustrations cannot be considered binding.