

Installation Equipment

Wall-mounting socket 16 A



8570/11-410 Art. No. 150570



- Optional: Pluggable, easily retrofittable Ex e or Ex i auxiliary contacts for control and signalling purposes
- Motor switching capacity AC-3 as per IEC/EN 60947-3
- Variants for use in the USA/Canada available on request
- Wide temperature range for use
- High mechanical impact and shock resistance
- Perfect protection against the ingress of liquids and dust
- 3D data available to download from the website

WebCode **8570A**



R. STAHL Series 8570/11 SolConeX sockets for Zone 1/21 in a 3-, 4- and 5-pole version have full AC-3 switching capacity up to 16 A. The high degree of protection IP66 guarantees the highest level of protection against the penetration of dust and water in any application position. Self-cleaning lamellar contacts provide optimum contact and the plugs can be inserted and removed in the zero position quickly and easily. The load disconnect switch, with mechanical locking device and a handle that can be locked in the 0 or I position, is an additional safety feature.

Technical Data

Explosion Protection	
Scope of validity	European Union (ATEX) IECEX
Application range (zones)	1 2 21 22
IECEX gas certificate	IECEX PTB 05.0023
IECEX gas explosion protection	Ex db eb IIC T6 Gb
IECEX dust certificate	IECEX PTB 05.0023
IECEX dust explosion protection	Ex tb IIIC T80 °C Db
ATEX gas certificate	PTB 03 ATEX 1227
ATEX gas explosion protection	⊕ II 2 G Ex db eb IIC T6 Gb
ATEX dust certificate	PTB 03 ATEX 1227
ATEX dust explosion protection	⊕ II 2 D Ex tb IIIC T80 °C Db
Certificates	ATEX (PTB), IECEX (PTB), Korea (KGS), Taiwan (ITRI)
Explosion protection note	Product label may vary. Series devices have certification according to ATEX and IECEX.
Electrical Data	
Rated operational voltage	> 50 V AC
Rated operational current	12 A
Rated operational current note	Optional up to 20 A
Electrical service life	> 5x10 ³ switching cycles
Mechanical service life	> 5x10 ³ switching cycles
Type of voltage	Low voltage
Switching capacity main contacts	4 kW: 220 / 230 / 240 V 7.5 kW: 380 / 400 / 415 / 500 V 11 kW: 600 / 690 V

8570/11-410 Art. No. 150570

Electrical Data

Frequency range	100 – 300 Hz
-----------------	--------------

Device Specific Data

Back-up fuse with thermal protection	35 A gG
--------------------------------------	---------

Back-up fuse without thermal protection	16 A gG
---	---------

Ambient Conditions

Ambient temperature	-30 °C ... +55 °C (T6, 12 A)
---------------------	------------------------------

Ambient temperature	-22 °F ... +131 °F (T6, 12 A)
---------------------	-------------------------------

Mechanical Data

IP degree of protection (IEC 60529)	IP66
-------------------------------------	------

IP degree of protection (IEC 60079)	IP66
-------------------------------------	------

Enclosure material	Polyamide, Glass fibre reinforced
--------------------	-----------------------------------

Silicone-free	Yes
---------------	-----

Solid connection cross-section	1 x 1.5 mm ² ... 2 x 6 mm ²
--------------------------------	---

Connection cross-section AWG single stranded	1 x AWG 16 ... 2 x AWG 10
--	---------------------------

Finely stranded connection cross-section	1 x 1.5 mm ² ... 2 x 4 mm ²
--	---

Finely stranded connection cross-section AWG	1 x AWG 16 ... 2 x AWG 12
--	---------------------------

Width	115 mm
-------	--------

Width in inches	4.53 in
-----------------	---------

Height	180 mm
--------	--------

Height, inches	7.08 in
----------------	---------

Length	247 mm
--------	--------

Length, inches	9.73 in
----------------	---------

Impact strength (IEC 60079)	7 J
-----------------------------	-----

Impact strength (IEC 62262)	IK10
-----------------------------	------

Colour code	Green
-------------	-------

Coding (clock hour position)	10
------------------------------	----

Lockable in	in 0- and I-position
-------------	----------------------

Interlock	4-pole switch 2 optional auxiliary contacts (ON - delayed, OFF - advanced)
-----------	---

Series	SolConeX
--------	----------

Detailed number of poles	3 P + PE
--------------------------	----------

Weight	1.35 kg
--------	---------

Weight	2.98 lb
--------	---------

Mounting / Installation

Connection	Screw terminal
------------	----------------

Components

Cable entry note	Entry 1: Lower left Entry 2: Lower right
------------------	---

Entry 1 model	8161/7-M25-1707
---------------	-----------------

Entry 1 type	Polyamide cable gland
--------------	-----------------------

Entry 1	M25 x 1.5
---------	-----------

Entry 1 terminal area	7 – 17 mm
-----------------------	-----------

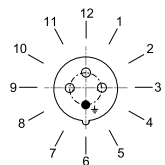
Entry 1 clamping range, inch	0.28 – 0.67 in
------------------------------	----------------

8570/11-410 Art. No. 150570

Components

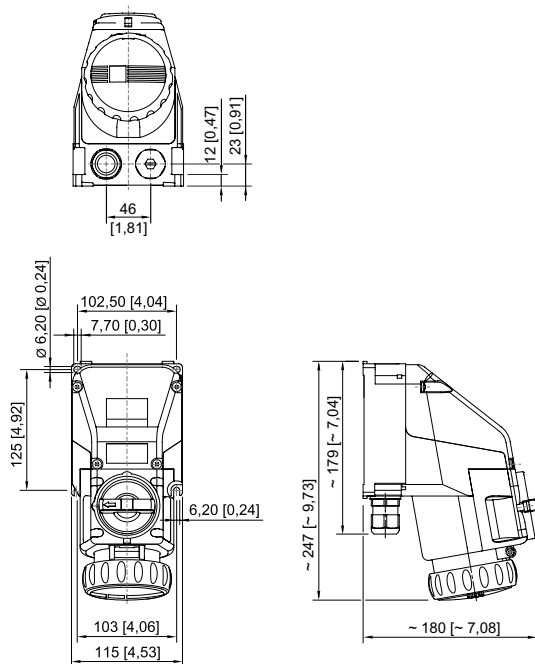
Metal entry possible 1	No
Entry 2 model	8290/3-M25
Entry 2 type	Polyamide stopping plug
Entry 2	M25 x 1.5
Metal entry possible 2	No

Technical Drawings – Subject to Alterations



Position of clock hour position
Example: 6 h position

Dimensional Drawings (All Dimensions in mm [inches]) – Subject to Alterations



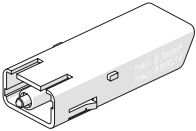
4-pole/5-pole wall-mounting socket

Accessories

Auxiliary contact optional, can be connected by the user, easy to retrofit

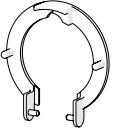
Art. No.

8570/11-410 Art. No. 150570

	1 NC max. 500 V AC, max. 110 V DC max. 6 A 1 x 0.5 to 2 x 2.5 mm ² solid/finely stranded	150680
	1 NC, gold-plated contact max. 500 V AC, max. 110 V DC max. 6 A 1 x 0.5 to 2 x 2.5 mm ² solid/finely stranded	150684
	1 NO max. 500 V AC, max. 110 V DC max. 6 A 1 x 0.5 to 2 x 2.5 mm ² solid/finely stranded	150682
	1 NO, gold-plated contact max. 500 V AC, max. 110 V DC max. 6 A 1 x 0.5 to 2 x 2.5 mm ² solid/finely stranded	150686

Dust cover for 16 A sockets, series 8570

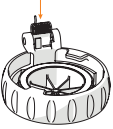
Art. No.

	Retrofittable dust protection for 4-pole sockets	255003
---	--	--------

Spare Parts

Repair set for 8570 series 16 A sockets

Art. No.

	8570 4-pole hinged cover repair set, green	274110
--	--	--------

We reserve the right to make alterations to the technical data, dimensions, weights, designs and products available without notice. The illustrations cannot be considered binding.