

Installation Equipment

Wall-mounting socket 32 A



8571/11-506 Art. No. 150854



- Optional: Pluggable, easily retrofittable Ex e or Ex i auxiliary contacts for control and signalling purposes
- Motor switching capacity AC-3 as per IEC/EN 60947-3
- Variants for use in the USA/Canada available on request
- Wide temperature range for use
- High mechanical impact and shock resistance
- Perfect protection against the ingress of liquids and dust
- 3D data available to download from the website

WebCode **8571A**



R. STAHL Series 8571/11 SolConeX sockets for Zone 1/21 in a 3-, 4- and 5-pole version have full AC-3 switching capacity up to 32 A. The high degree of protection IP66 guarantees the highest level of protection against the penetration of dust and/or water in any application position. Self-cleaning lamellar contacts provide optimum contact and the plugs can be inserted and removed in the zero position quickly and easily. The load disconnect switch, with mechanical locking device and a handle that can be locked in the 0 or I position, is an additional safety feature.

Technical Data

Explosion Protection	
Scope of validity	European Union (ATEX) IECEX China (CQST)
Application range (zones)	1 2 21 22
IECEX gas certificate	IECEX PTB 05.0024
IECEX gas explosion protection	Ex db eb IIC T6 ... T5 Gb
IECEX dust certificate	IECEX PTB 05.0024
IECEX dust explosion protection	Ex tb IIIC T60 °C / T75 °C Db
ATEX gas certificate	PTB 04 ATEX 1060
ATEX gas explosion protection	⊕ II 2 G Ex db eb IIC T6 ... T5 Gb
ATEX dust certificate	PTB 04 ATEX 1060
ATEX dust explosion protection	⊕ II 2 D Ex tb IIIC T60 °C / T75 °C Db
Certificates	IECEX (PTB), Korea (KGS), Taiwan (ITRI)
Explosion protection note	Product label may vary. Series devices have certification according to ATEX and IECEX.
Electrical Data	
Rated operational voltage AC	200/346 to 240/415 V AC
Rated operational current	32 A
Electrical service life	> 2x10 ³ switching cycles
Mechanical service life	> 2x10 ³ switching cycles
Type of voltage	Low voltage
Switching capacity main contacts	7.5 kW: 220 to 240 V 15 kW: 380 to 415 V 30 kW: 600 to 690 V

Installation Equipment

Wall-mounting socket 32 A



8571/11-506 Art. No. 150854

Electrical Data

Frequency range	50 / 60 Hz
-----------------	------------

Device Specific Data

Back-up fuse with thermal protection	63 A gG
Back-up fuse without thermal protection	35 A gG

Ambient Conditions

Ambient temperature	-30 °C ... +40 °C (T6) -30 °C ... +55 °C (T5)
---------------------	--

Mechanical Data

IP degree of protection (IEC 60529)	IP66
IP degree of protection (IEC 60079)	IP66
Enclosure material	Polyamide, Glass fibre reinforced
Silicone-free	Yes
Solid connection cross-section	1 x 2.5 mm ² ... 2 x 10 mm ²
Connection cross-section AWG single stranded	1 x AWG 14 ... 2 x AWG 8
Finely stranded connection cross-section	1 x 2.5 mm ² ... 2 x 6 mm ²
Finely stranded connection cross-section AWG	1 x AWG 14 ... 2 x AWG 10
Width	135 mm
Width in inches	5.31 in
Height	206 mm
Height, inches	8.12 in
Length	280 mm
Length, inches	11.04 in
Impact strength (IEC 60079)	7 J
Impact strength (IEC 62262)	IK10
Colour code	Red
Coding (clock hour position)	6
Lockable in	in 0- and I-position
Series	SolConeX
Detailed number of poles	3 P + N + PE
Weight	2.2 kg
Weight	4.85 lb

Mounting / Installation

Connection	Screw terminal
------------	----------------

Components

Cable entry note	Entry 1: Lower left Entry 2: Lower right
Entry 1 model	8161/7-M32-2109
Entry 1 type	Polyamide cable gland
Entry 1	M32 x 1.5
Entry 1 terminal area	9 – 21 mm
Entry 1 clamping range, inch	0.35 – 0.83 in
Metal entry possible 1	No
Entry 2 model	8290/3-M32

Installation Equipment

Wall-mounting socket 32 A

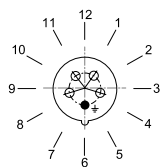


8571/11-506 Art. No. 150854

Components

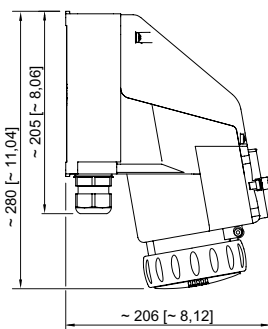
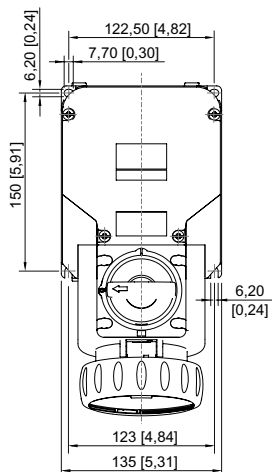
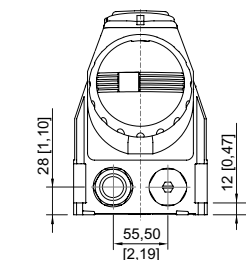
Entry 2 type	Polyamide stopping plug
Entry 2	M32 x 1.5
Metal entry possible 2	No

Technical Drawings – Subject to Alterations



Position of clock hour position
Example: 6 h position

Dimensional Drawings (All Dimensions in mm [inches]) – Subject to Alterations



Wall-mounting socket

Accessories

Auxiliary contact optional, can be connected by the user, easy to retrofit


Art. No.

Installation Equipment

Wall-mounting socket 32 A




8571/11-506 Art. No. 150854

	1 NC max. 500 V AC, max. 110 V DC max. 6 A 1 x 0.5 to 2 x 2.5 mm ² solid/finely stranded	150680
	1 NC, gold-plated contact max. 500 V AC, max. 110 V DC max. 6 A 1 x 0.5 to 2 x 2.5 mm ² solid/finely stranded	150684
	1 NO max. 500 V AC, max. 110 V DC max. 6 A 1 x 0.5 to 2 x 2.5 mm ² solid/finely stranded	150682
	1 NO, gold-plated contact max. 500 V AC, max. 110 V DC max. 6 A 1 x 0.5 to 2 x 2.5 mm ² solid/finely stranded	150686

Dust cover for 32 A sockets, series 8571


Art. No.

	Retrofittable dust protection for 5-pole sockets	253117
---	--	--------

Spare Parts

Repair set for 8571 series 32 A sockets

Art. No.

	8571 5-pole hinged cover repair set, red	275489
--	--	--------

We reserve the right to make alterations to the technical data, dimensions, weights, designs and products available without notice. The illustrations cannot be considered binding.