

8571/12-407 Art. No. 150895



- Full compatibility between SolConeX and CES devices
- Wide temperature range for use
- High mechanical impact and shock resistance
- Perfect protection against the ingress of liquids and dust
- 3D data available to download from the website

WebCode **8571E**



R. STAHL Series 8571/12 SolConeX plugs for Zone 1/21 are 4- or 5-pole versions up to 32 A. The floating pins allow them to be inserted and removed quickly and easily. The pivoting strain relief makes it easier to install the cable. Self-cleaning and corrosion-free plug pins made from high-quality materials ensure optimum electrical contact.

Technical Data

Explosion Protection	
Scope of validity	European Union (ATEX) IECEX China (CQST)
Application range (zones)	1 2 21 22
IECEX gas certificate	IECEX PTB 05.0024
IECEX gas explosion protection	Ex db eb IIC T6 ... T5 Gb
IECEX dust certificate	IECEX PTB 05.0024
IECEX dust explosion protection	Ex tb IIIC T60 °C / T75 °C Db
ATEX gas certificate	PTB 04 ATEX 1060
ATEX gas explosion protection	⊕ II 2 G Ex db eb IIC T6 ... T5 Gb
ATEX dust certificate	PTB 04 ATEX 1060
ATEX dust explosion protection	⊕ II 2 D Ex tb IIIC T60 °C / T75 °C Db
Certificates	IECEX (PTB), Korea (KGS), Taiwan (ITRI)
Explosion protection note	Product label may vary. Series devices have certification according to ATEX and IECEX.
Electrical Data	
Rated operational voltage AC	480 to 500 V AC
Rated operational current	max. 32 A
Mechanical service life	> 5x10 ³ mating cycles
Type of voltage	Low voltage
Frequency range	50 / 60 Hz
Ambient Conditions	
Ambient temperature	-30 °C ... +40 °C (T6) -30 °C ... +55 °C (T5)
Ambient temperature	-22 °F ... +104 °F (T6) -22 °F ... +131 °F (T5)

8571/12-407 Art. No. 150895

Mechanical Data

IP degree of protection (IEC 60529)	IP66
IP degree of protection (IEC 60079)	IP66
Enclosure material	Polyamide, Glass fibre reinforced
Silicone-free	Yes
Finely stranded connection cross-section	1 x 2.5 mm ² ... 1 x 10 mm ²
Finely stranded connection cross-section AWG	1 x AWG 14 ... 1 x AWG 8
Width	99 mm
Width in inches	3.9 in
Height, inches	3.9 in
Length	204 mm
Length, inches	8.03 in
Impact strength (IEC 60079)	7 J
Impact strength (IEC 62262)	IK10
Colour code	Black
Coding (clock hour position)	7
Series	SolConeX
Detailed number of poles	3 P + PE
Weight	0.5 kg
Weight	1.1 lb

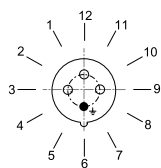
Mounting / Installation

Connection	Screw terminal
------------	----------------

Components

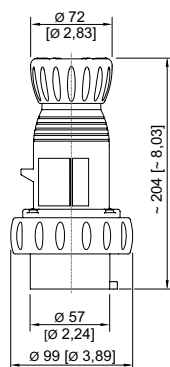
Cable diameter	13 – 25 mm
Cable diameter inch	0.51 – 0.98 in

Technical Drawings – Subject to Alterations



Position of clock hour position
Example: 6 h position

Dimensional Drawings (All Dimensions in mm [inches]) – Subject to Alterations



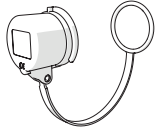
4-pole plug

8571/12-407 Art. No. 150895

Accessories

Protective cap for 32 A plug

Art. No.



4-pole

150856

We reserve the right to make alterations to the technical data, dimensions, weights, designs and products available without notice. The illustrations cannot be considered binding.