

8571/16-506 Art. No. 150957



- Coupler sockets, 32 A, various voltage ranges as per EN 60309
- Safe transport in the stainless steel carrying frame with large carrying handle, free setup on stand feet
- Wide temperature range for use
- High mechanical impact and shock resistance
- Perfect protection against the ingress of liquids and dust
- 3D data available to download from the website

WebCode **8571F**



R. STAHL Series 8571/16 Zone 1 coupler sockets with switch socket are used to connect portable and fixed electrical equipment as well as cables and circuits in hazardous areas. Application range in Zone 1, 21 with full AC-3 switching capacity up to 32 A. With their stainless steel carrying frame with large carrying handle, they are easy to transport and can be positioned on the feet flexibly and securely.

Technical Data

Explosion Protection	
Scope of validity	European Union (ATEX) IECEX China (CQST)
Application range (zones)	1 2 21 22
IECEX gas certificate	IECEX PTB 05.0024
IECEX gas explosion protection	Ex db eb IIC T6 ... T5 Gb
IECEX dust certificate	IECEX PTB 05.0024
IECEX dust explosion protection	Ex tb IIIC T60 °C / T75 °C Db
ATEX gas certificate	PTB 04 ATEX 1060
ATEX gas explosion protection	⊕ II 2 G Ex db eb IIC T6 ... T5 Gb
ATEX dust certificate	PTB 04 ATEX 1060
ATEX dust explosion protection	⊕ II 2 D Ex tb IIIC T60 °C / T75 °C Db
Certificates	IECEX (PTB), Taiwan (ITRI)
Explosion protection note	Product label may vary. Series devices have certification according to ATEX and IECEX.
Electrical Data	
Rated operational voltage AC	200/346 ... 240/415 V AC
Rated operational current	max. 32 A
Electrical service life	> 2x10 ³ switching cycles
Mechanical service life	> 2x10 ³ switching cycles
Type of voltage	Low voltage
Frequency range	50 / 60 Hz
Device Specific Data	
Back-up fuse with thermal protection	63 A gG

8571/16-506 Art. No. 150957

Device Specific Data

Back-up fuse without thermal protection	35 A gG
---	---------

Ambient Conditions

Ambient temperature	-30 °C ... +40 °C (T6) -30 °C ... +55 °C (T5)
Ambient temperature	-22 °F ... +104 °F (T60 °C) -22 °F ... +131 °F (T75 °C)

Mechanical Data

Degree of protection note	according to IEC/EN 60529
IP degree of protection (IEC 60529)	IP66
IP degree of protection (IEC 60079)	IP66
Enclosure material	Polyamide, Glass fibre reinforced
Mounting frame material	Stainless steel
Silicone-free	Yes
Solid connection cross-section	1 x 2.5 mm ² ... 2 x 10 mm ²
Connection cross-section AWG single stranded	1 x AWG 14 ... 2 x AWG 8
Finely stranded connection cross-section	1 x 2.5 mm ² ... 2 x 6 mm ²
Finely stranded connection cross-section AWG	1 x AWG 14 ... 2 x AWG 10
Dimension A	149 mm
Dimension B	284 mm
Dimension C	450 mm
Width	150 mm
Width in inches	5.91 in
Height	285 mm
Height, inches	11.22 in
Length	45.5 cm
Length, inches	17.91 in
Impact strength (IEC 60079)	7 J
Impact strength (IEC 62262)	IK10
Colour code	Red
Coding (clock hour position)	6
Lockable in	in 0- and I-position
Series	SolConeX
Detailed number of poles	3 P + N + PE
Weight	3.35 kg
Weight	7.39 lb

Mounting / Installation

Connection	Screw terminal
------------	----------------

Components

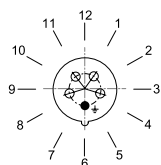
Cable entry note	Entry 1: Lower left Entry 2: Lower right
Entry 1 model	HSK-K-MZ-Ex M32x1.5
Entry 1 type	Polyamide cable gland with strain relief
Entry 1	M32 x 1.5
Entry 1 terminal area	18 – 25 mm

8571/16-506 Art. No. 150957

Components

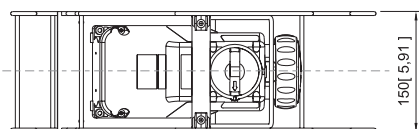
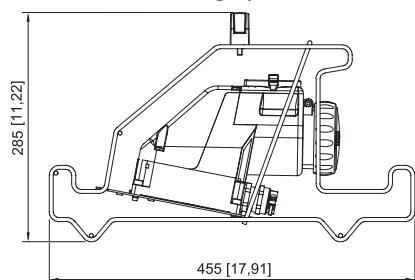
Entry 1 clamping range, inch	0.71 – 0.98 in
Metal entry possible 1	No
Entry 2 model	8290/3-M32
Entry 2 type	Polyamide stopping plug
Entry 2	M32 x 1.5
Metal entry possible 2	No

Technical Drawings – Subject to Alterations



Position of clock hour position
Example: 6 h position

Dimensional Drawings (All Dimensions in mm [inches]) – Subject to Alterations



Coupler socket

We reserve the right to make alterations to the technical data, dimensions, weights, designs and products available without notice. The illustrations cannot be considered binding.