

8006/4-003-00 Art. No. 169492



- Can be used as a motor, main and load disconnect switch, as well as a control switch
- Rated operational voltage up to 690 V AC and 220 V DC
- A variety of switching arrangements available

MY R. STAHL 8006B



R. STAHL's 8006/4 series load and motor switches have isolating functions and AC-3 and DC-23 switching capacity. This makes them suitable for use as motor switches or main switches. They can also be used as control switches. They are available with different switching arrangements, from two-pole to 12-pole.

Technical Data

Explosion Protection

Application range (zones)	1 2
IECEX gas certificate	IECEX PTB 06.0018U
IECEX gas explosion protection	Ex db eb IIC T6 Gb
ATEX gas certificate	PTB 01 ATEX 1021 U
ATEX gas explosion protection	Ⓔ II 2 G Ex db eb IIC T6 Gb
FMus certificate	3044997
cFM certificate	3044997C
cULus certificate	20131017-E182378
Marking ULus	Class I, Zone 1 AEx db eb IIC T6 Gb Class I, Div. 2, Groups A,B,C,D
Marking cUL	Class I, Zone 1 Ex db eb IIC T6 Gb Class I, Div. 2, Groups A,B,C,D
Certificates	ATEX (PTB), Brazil (ULB), Canada / USA (UL), Canada (FM), Canada (UL), China (CQST), IECEX (PTB), USA (FM)

Electrical Data

Rated operational voltage DC	220 V
AC UL rated operational voltage	600 V
Rated operational current for DC	25 A
UL rated operational current	25 A
Short-circuit strength	20 kA
Short-circuit protection, max.	35 A
Tripping characteristic	gG

Ambient Conditions

Ambient temperature	-50 °C ... +70 °C
Ambient temperature (UL)	-60 °C ... +80 °C

8006/4-003-00 Art. No. 169492

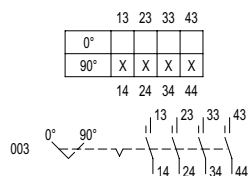
Mechanical Data

Degree of protection (IP)	IP00
Enclosure material	Epoxy resin
Contact material	Silver stannic oxide
Base	Without connection
Connection cross-section	6 mm ²
Connection cross section min.	1.5 mm ²
Max. connection cross section, solid	6 mm ²
Max. connection cross-section, finely stranded	6 mm ²
Number of switching positions	2
Assembly for switching arrangement	003
Contacts	4 NO
Service life, min.	2 x 10 ⁵ operating cycles
Detailed number of poles	4 P
Weight	420 g
Weight	0.93 lb

Mounting / Installation

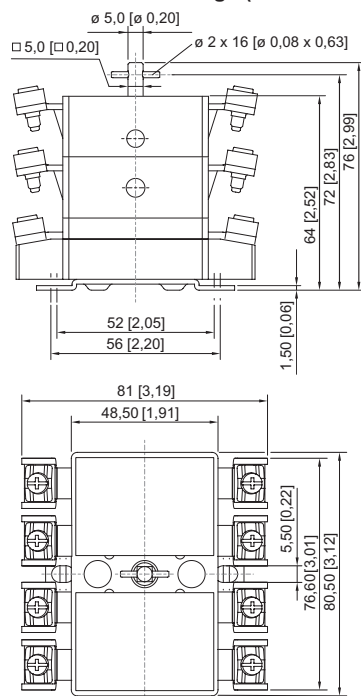
Connection type	Screw terminal
Max. USA solid connection terminals	10 AWG

Technical Drawings – Subject to Alterations



8006/4-003-00 Art. No. 169492

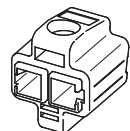
Dimensional Drawings (All Dimensions in mm [inches]) – Subject to Alterations



Load and motor switch Series 8006/4, 3 poles and 4 poles

Accessories

IP20 cover



1 piece
each contact requires IP20 coverage

Art. No.

204108

Rotary actuator, large



8602C3-730-S-90X-E08
Ø 65 mm
Handle colour: Red
Protective collar colour: Yellow
Designation plate: 0/OFF – I/ON
Lockable in: 90°
Not installed
-60 °C ... +70 °C
Silicone-free: No

Art. No.

227220




8602C3-731-B-90X-E08
Ø 65 mm
Handle colour: Black
Protective collar colour: Black
Designation plate: 0/OFF – I/ON
Lockable in: 90°
Not installed
-20 °C ... +60 °C
Silicone-free: Yes

Art. No.

227223

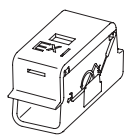
8006/4-003-00 Art. No. 169492

**Rotary actuator, large
BG731**


		Art. No.
	8602C3-731-S-90X-E08 Ø 65 mm Handle colour: Black Protective collar colour: Black Designation plate: 0/OFF – I/ON Lockable in: 90° Not installed -60 °C ... +70 °C Silicone-free: No	227224

Spare Parts


Ex i cover

		Art. No.
	to connect intrinsically safe circuits (2 pieces)	213610




Labels for large BG 728, BG 729, BG 730, BG 731 rotary actuator

		Art. No.
	Dia. 58, yellow 0/OFF I/ON	227013




Rotary actuator, large

		Art. No.
	8602C3-730-B-90X-E08 Ø 65 mm Handle colour: Red Protective collar colour: Yellow Designation plate: 0/OFF – I/ON Lockable in: 90° Not installed -20 °C ... +60 °C Silicone-free: Yes	227219

Labels for large BG 728, BG 729, BG 730, BG 731 rotary actuator

		Art. No.
	Dia. 58 0/OFF I/ON	227004
	Dia. 58 0 OPERATION I	227005
	Dia. 58 0 I II	227006

8006/4-003-00 Art. No. 169492

	Dia. 58 I 0 II	227007
	Dia. 58 0/OFF o I/ON	227012
	Dia. 58 Plain	227014

We reserve the right to make alterations to the technical data, dimensions, weights, designs and products available without notice. The illustrations cannot be considered binding.