

8006/4-122-20 Art. No. 169546



- Can be used as motor, main or load disconnect switches, as well as control switches
- Rated operational voltage up to 690 V AC and 220 V DC
- Different switching arrangements available

MY R. STAHL 8006B



R. STAHL Series 8006/4 load and motor switches have isolating characteristics and AC-3 and DC-23 switching capacity. This makes them suitable for use as motor switches or main switches. They can also be used as control switches. They are available with different switching arrangements, from 2-pole to 12-pole.

Technical Data

Explosion Protection

| | |
|--------------------------------|--|
| Application range (zones) | 1, 2 |
| IECEX gas certificate | IECEX PTB 06.0018U |
| IECEX gas explosion protection | Ex db eb IIC T6 Gb |
| ATEX gas certificate | PTB 01 ATEX 1021 U |
| ATEX gas explosion protection | Ex II 2 G Ex db eb IIC T6 Gb |
| FMus certificate | 3044997 |
| cFM certificate | 3044997C |
| cULus certificate | 20131017-E182378 |
| Certificates | ATEX (PTB), Brazil (ULB), Canada / USA (UL), Canada (FM), Canada (UL), China (CQST), IECEX (PTB), USA (FM), USA (UL) |

Electrical Data

| | |
|----------------------------------|------------------------------|
| DC rated operational voltage | 220 V |
| Rated operational current for AC | 690 V / 25 A 500 V / 32 A |
| Rated operational current for DC | 25 A |
| No. of poles | 3 |
| Short-circuit strength | 20 kA |
| Max. short-circuit protection | 35 A |
| Tripping characteristic | gG |

Ambient Conditions

| | |
|---------------------|-------------------|
| Ambient temperature | -50 °C ... +70 °C |
| Ambient temperature | -58 °F ... 158 °F |

Mechanical Data

| | |
|---------------------------|----------------------------|
| Degree of protection (IP) | IP00 |
| Enclosure material | Epoxy resin |
| Contact material | Silver stannic oxide |
| Base | N-supporting-post terminal |

8006/4-122-20 Art. No. 169546

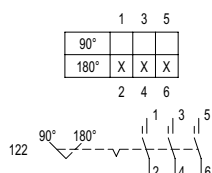
Mechanical Data

| | |
|---|--------------------------------------|
| Connection cross-section, solid | 1.5 ... 6 mm ² |
| Connection cross-section, finely stranded | 1.5 ... 6 mm ² |
| Number of switching positions | 2 |
| Assembly for switching arrangement | 122 |
| Contacts | 3 NO |
| Service life, min. | 2 x 10 ⁵ operating cycles |
| Detailed number of poles | 3 P |
| Weight | 420 g |
| Weight | 0.93 lb |

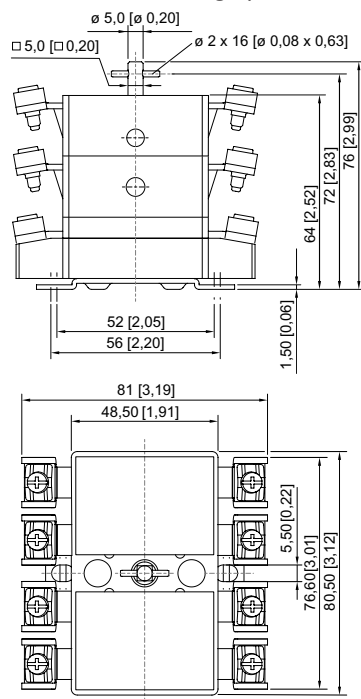
Mounting / Installation

| | |
|-------------------------------------|----------------|
| Connection type | Screw terminal |
| Max. USA solid connection terminals | 10 AWG |

Technical Drawings – Subject to Alterations



Dimensional Drawings (All Dimensions in mm [inches]) – Subject to Alterations

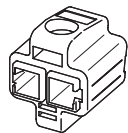


Load and motor switches Series 8006/4, 3-pole and 4-pole

8006/4-122-20 Art. No. 169546

Accessories

IP20 cover



1 pc.
An IP20 cover is required for each contact

Art. No.

204108

Rotary actuator Maxi BG736



8602C3-736-B-XXX-E08
Ø 64 mm
Handle colour: Black
Protective collar colour: Black
Front panel mounting
-20 °C ... 60 °C
Silicone-free: Yes
Lockable option (max. 3 times) can be determined using the enclosed closing parts.
Lockable handle position: Not defined.
In the unmounted assemblies, the standard label is 0/OFF-I/ON and the long coupling part is enclosed.
Other labels must be ordered separately.

Art. No.


318417

8602C3-736-S-XXX-E08
Ø 64 mm
Handle colour: Black
Protective collar colour: Black
Front panel mounting
-60 °C ... 70 °C
Silicone-free: No
Lockable option (max. 3 times) can be determined using the enclosed closing parts.
Lockable handle position: Not defined.
In the unmounted assemblies, the standard label is 0/OFF-I/ON and the long coupling part is enclosed.
Other labels must be ordered separately.

318418


8006/4-122-20 Art. No. 169546

Rotary actuator Maxi BG737


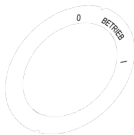


| | | Art. No. |
|--|--|----------|
|  | 8602C3-737-B-XXX-E08 Ø 64 mm Handle colour: Red Protective collar colour: Yellow Front panel mounting -20 °C ... 60 °C Silicone-free: Yes Lockable option (max. 3 times) can be determined using the enclosed closing parts. Lockable handle position: Not defined. In the unmounted assemblies, the standard label is 0/OFF-I/ON and the long coupling part is enclosed. Other labels must be ordered separately. | 318419 |
| | 8602C3-737-S-XXX-E08 Ø 64 mm Handle colour: Red Protective collar colour: Yellow Front panel mounting -60 °C ... 70 °C Silicone-free: No Lockable option (max. 3 times) can be determined using the enclosed closing parts. Lockable handle position: Not defined. In the unmounted assemblies, the standard label is 0/OFF-I/ON and the long coupling part is enclosed. Other labels must be ordered separately. | 318420 |

Spare Parts

Ex i cover

| | | Art. No. |
|--|--|----------|
|  | for connecting intrinsically safe circuits (2 pcs) | 213610 |

Labels for rotary actuator Maxi BG736, BG737

| | | Art. No. |
|--|--------------------------|----------|
|  | Dia. 58.5 0/OFF I/ON | 274882 |
|  | Dia. 58.5 0 BETRIEB I | 263982 |
|  | Dia. 58.5 0 I II | 318507 |
|  | Dia. 58.5 I 0 II | 318502 |

8006/4-122-20 Art. No. 169546

Labels for rotary actuator Maxi BG736, BG737

Art. No.



Dia. 58.5
0/OFF • I/ON

318459

We reserve the right to make alterations to the technical data, dimensions, weights, designs and products available without notice. The illustrations cannot be considered binding.