

Remote I/O

Remote I/O IS1 CPU and power module

For Zone 2

9440/15-01-11-C1455 Art. No. 203584



- Suitable for Profibus DP V0/V1 HART PNO red.
- Supports system redundancy and optical rings
- Integration in plant asset management systems via Service-Bus and FDT/DTM

MY R. STAHL 9440B



Modbus RTU HART



Series 9440/15 CPU & power modules (CPM) for Zone 2 are used to supply up to 16 IS1+ I/O modules and field circuits with intrinsically safe power. RS485 with PROFIBUS DP V0/V1 HART PNO red. is used for communicating with the automation system. The CPMs support system redundancy and optical rings. A DTM and process bus or ServiceBus are used for asset management integration.

Technical Data

Explosion Protection

Application range (zones)	2 21 22
Ex interface zone	2 21 22
IECEX gas certificate	IECEX PTB 14.0039
IECEX gas explosion protection	Ex ec [ia, ib Gb] IIC T4 Gc
ATEX gas certificate	PTB 99 ATEX 2222
ATEX gas explosion protection	Ex II 3 (2) G Ex ec [ia, ib Gb] IIC T4 Gc
FMus certificate	FM17US0332X
cFM certificate	FM16CA0134X
Marking cFMus	NI, Class I, Div. 2, Groups A,B,C,D; Class I, Zone 2, Group IIC ANI Class I,II,III, Div. 2, Groups A,B,C,D,E,F,G; Class I, Zone 2, Group IIC T4 at Ta = 65 °C See Doc. 9440 6 031 002 1
Certificates	ATEX (PTB), Canada (FM), China (NEPSI), IECEX (PTB), Korea (KTL), USA (FM)
Ship approval	ABS, BVIS, EU RO MR (DNV), KR, LR
Installation	Zone 2/Division 2
Further information	See relevant certificates and operating instructions

Electrical Data

Protocols	Profibus DP V0 Profibus DP V1 Profibus DP V1 HART
Redundancy	According to PNO Full redundancy

Remote I/O

Remote I/O IS1 CPU and power module

For Zone 2

9440/15-01-11-C1455 Art. No. 203584



Electrical Data

Fieldbus RS485 connection	Sub-D socket, 9-pole
ServiceBus RS485 connection	Sub-D socket, 9-pole
RS485 interface	As per PROFIBUS specification
Transmission speed RS-485	9.6 kbit/s to 1.5 Mbit/s
RS485 address setting	0 – 127
Copper RS485 transmission length/rate	1200 m at 9.6 to 93.75 kbps 1000 m at 187.5 kbps 400 m at 500 kbps 200 m at 1.5 Mbps
Transfer length/rate FO RS485	Approx. 2000 m at 1.5 Mbit/s
Transmission length/rate service bus RS485	1200 m at 9.6 kbps
Transmission distance/rate note	Available for longer lengths of FO technology
RS485 data transmission	Approx. 40 16-bit words/ms (Cycl., net at 1.5 Mbit/s)
Internal signal delay max. (8 I/O modules)	7 ms for digital modules, 10 ms for analogue modules

Auxiliary Power

Nominal voltage	24 V DC
Auxiliary power voltage range	20 to 35 V DC
Polarity reversal protection	Yes
Undervoltage monitoring	Yes
Current consumption (without I/O modules)	0.3 A at 24 V DC
Current consumption (8 I/O modules)	Approx. 2.5 A at 24 V DC
Current consumption (16 I/O modules)	Approx. 4.9 A at 24 V DC
Power dissipation (without I/O modules)	7.2 W
Power dissipation (per I/O module)	1 W

Galvanic Isolation

Auxiliary power/system components	1500 V AC
FB/SB interface/system component	1500 V AC
Bus interface/bus interface	500 V AC

Device Specific Data

Software	IS1 device DTM IS Wizard
LED operating conditions	"RUN" LED, green
LCD display	2 x 16 characters
LCD Display	2 x 16 characters
Settings on the LCD	Bus address
Indications	Bus address, alarms/errors, information (type, version, etc.) for the levels of field station, modules and signals, and values for inputs and outputs
Diagnostic/parameterisation functions	- Load or read back configuration data and parameters in IS1 field stations - Read inputs - Read and write outputs - Transmit diagnostics data (e.g. configuration error, hardware error, signal error) - Transmit HART commands from/to HART field devices

Remote I/O

Remote I/O IS1 CPU and power module

For Zone 2

9440/15-01-11-C1455 Art. No. 203584



Device Specific Data

Diagnostic/parameterisation connectable software packages	<ul style="list-style-type: none">- IS Wizard (via R. STAHL ServiceBus)- R. STAHL DTM- AMS from Emerson Process Management- PDM from Siemens- PRM and Fieldmate from Yokogawa- FieldCare from Endress+Hauser- FDM from Honeywell- etc.
---	---

Diagnostics

LED group error	"ERR" LED, red
-----------------	----------------

Ambient Conditions

Ambient temperature	-20°C ... +65°C
Ambient temperature	-4°F ... +149°F
Storage temperature	-40°C ... +70°C
Storage temperature	-4°F ... +158°F
Max. operating altitude	< 2000 m
Max. relative humidity	95% (without condensation)
Shock (semi-sinusoidal)	(IEC EN 60068-2-27) 15 g (3 shocks per axis and direction)
Vibration (sinusoidal)	(IEC EN 60068-2-6) Frequency range 2 to 13.2 Hz Amplitude 1 mm (peak value) Frequency range 13.2 to 100 Hz Acceleration amplitude 0.7 g
Electromagnetic compatibility	Tested to the following standards and regulations: EN 61326-1 (2006) IEC 61000-4-1 to 61000-4-6, NAMUR NE 21

Mechanical Data

Connection auxiliary power	Pluggable screw terminal with lock 4 mm ²
Degree of protection (IP) (IEC 60529)	IP20 connections IP30 modules
Module enclosure	Polyamide 6GF
Fire resistance (UL 94)	V2
Pollutant class	Corresponds to G3
Width	96.5 mm
Width, inches	3.78 in
Depth	107 mm
Length	148 mm
Length, inches	5.83 in
Mounting depth, inches	4.21 in
Weight	610 g
Weight	1.34 lb

Mounting / Installation

Mounting type	on NS 35/15 DIN rail (DIN EN 60715)
Mounting orientation	Horizontal Vertical

Remote I/O

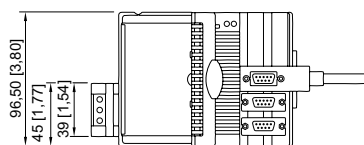
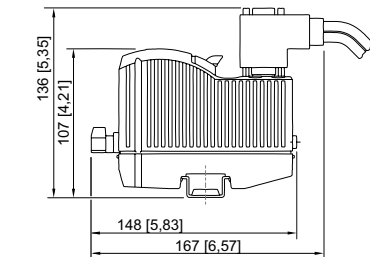
Remote I/O IS1 CPU and power module

For Zone 2

9440/15-01-11-C1455 Art. No. 203584




Dimensional Drawings (All Dimensions in mm [inches]) – Subject to Alterations





Accessories


Cable for PROFIBUS DP, RS 485, RS485-IS

	Cable type: BUS 4000-C-PE 2x0.64mm 02YS(St) CY2Y Colour (sheath): Black Application area: Outdoors Installation outdoors and directly in the ground, UV-resistant	Art. No. 105444
---	--	--------------------


Cable for PROFIBUS DP, RS485

	Cable type: 02YS(St) CHSH Colour (sheath): Violet Application range: Offshore Halogen-free, reinforcement made from steel wire braid	Art. No. 209430
	Cable type: BUS 4000-C-PVC 2x0.64 mm 02YS(St) CY Colour (sheath): Violet Application area: Indoors Standard type for indoor installation	Art. No. 105438

Sub-D plug, RS-485

	9-pin for connecting fieldbus or ServiceBus to CPU & power module Type 9440/15, 9185 field-busisolatingrepeater and 9786/15-12 media converter. The end-of-line resistor is installed and switchable. For non-intrinsically safe RS-485. Ambient temperature: -40 °C to +75 °C	Art. No. 105715
--	--	--------------------

Fieldbus isolating repeater Series 9185/12

	Equipment for installation in safe areas or Zone 2/Div. 2 For fieldbuses with RS-485 interface Suitable for PROFIBUS DP, Modbus, R. STAHL ServiceBus RS-232, RS-422, RS-485 interface with the automation system Transmission rate automatically set with PROFIBUS DP Adjustable transmission rate (1.2 kbps to 1.5 Mbps) 24 V AC/DC auxiliary power For further information, see the Series 9185/12 data sheet	Art. No. 227600
--	--	--------------------

Remote I/O

Remote I/O IS1 CPU and power module

For Zone 2

9440/15-01-11-C1455 Art. No. 203584



FO fieldbus isolating repeater, Zone 2/Div. 2

Art. No.



Isolating repeater for installation in Zone 2/Div. 2
For fieldbuses using optical intrinsically safe "Ex op is" fibre optic in Zone 1/Div. 1
Compatible with Series 9186 devices
Optical ring possible
Comprehensive diagnostics function and fault message contact
Suitable for PROFIBUS DP to 1.5 Mbps
For further information, see the data sheet for Series 9186 FO fieldbus isolating repeaters

160624

Isolating repeater for installation in Zone 2/Div. 2
For fieldbuses using optical intrinsically safe "Ex op is" fibre optic in Zone 1/Div. 1
Point-to-point or linear structure
Comprehensive diagnostics function and fault message contact
Suitable for PROFIBUS DP up to 1.5 Mbps
For further information, see the data sheet for Series 9186 FO fieldbus isolating repeaters

160625

DTM IS1+ devices for PROFIBUS DP and Ethernet

Art. No.



Parameterisation and configuration of the IS1+ system
Communication with HART-capable field devices
Supports all common FDT frame applications (e.g. FieldCare, PactWare™)
Condition monitoring
Scan function for automatic topology generation
Download from r-stahl.com

IS1 PCS7 APL field device library

Art. No.



Simple integration of IS1+ systems in SIEMENS PCS7 (V9 SP2 to V9.1 SP2):
- PROFIBUS DP with CPM 9440 from GSD 3.12; CPU 9442 from GSD 5.14
- PROFINET with CPU 9441 from GSDML-V2.3-Stahl-RIO-20140206; CPU 9442 from GSDML-V2.34-Stahl-RIO9442-20200427
Further information and ordering only available from Siemens: www.siemens.com/mvdi

We reserve the right to make alterations to the technical data, dimensions, weights, designs and products available without notice. The illustrations cannot be considered binding.