

8006/4-049-002 Art. No. 211783



- Can be used as motor, main or load disconnect switches, as well as control switches
- Rated operational voltage up to 690 V AC and 220 V DC
- Different switching arrangements available

MY R. STAHL 8006B



R. STAHL Series 8006/4 load and motor switches have isolating characteristics and AC-3 and DC-23 switching capacity. This makes them suitable for use as motor switches or main switches. They can also be used as control switches. They are available with different switching arrangements, from 2-pole to 12-pole.

Technical Data

Explosion Protection

| | |
|--------------------------------|--|
| Application range (zones) | 1, 2 |
| IECEX gas certificate | IECEX PTB 06.0018U |
| IECEX gas explosion protection | Ex db eb IIC T6 Gb |
| ATEX gas certificate | PTB 01 ATEX 1021 U |
| ATEX gas explosion protection | Ex II 2 G Ex db eb IIC T6 Gb |
| FMus certificate | 3044997 |
| cFM certificate | 3044997C |
| cULus certificate | 20131017-E182378 |
| Certificates | ATEX (PTB), Brazil (ULB), Canada / USA (UL), Canada (FM), Canada (UL), China (CQST), IECEX (PTB), USA (FM), USA (UL) |

Electrical Data

| | |
|----------------------------------|------------------------------|
| DC rated operational voltage | 220 V |
| Rated operational current for AC | 690 V / 25 A 500 V / 32 A |
| Rated operational current for DC | 25 A |
| No. of poles | 6 |
| Short-circuit strength | 20 kA |
| Max. short-circuit protection | 35 A |
| Tripping characteristic | gG |

Ambient Conditions

| | |
|---------------------|-------------------|
| Ambient temperature | -50 °C ... +70 °C |
| Ambient temperature | -58 °F ... 158 °F |

Mechanical Data

| | |
|---------------------------|----------------------|
| Degree of protection (IP) | IP20 |
| Enclosure material | Epoxy resin |
| Contact material | Silver stannic oxide |
| Base | Without connection |

8006/4-049-002 Art. No. 211783

Mechanical Data

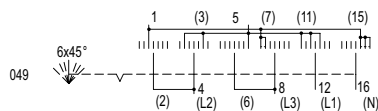
| | |
|---|--------------------------------------|
| Connection cross-section, solid | 1.5 ... 6 mm ² |
| Connection cross-section, finely stranded | 1.5 ... 6 mm ² |
| Number of switching positions | 7 |
| Assembly for switching arrangement | 049 |
| Contacts | 5 NO |
| Service life, min. | 2 x 10 ⁵ operating cycles |
| Detailed number of poles | 6 P |
| Weight | 580 g |
| Weight | 1.28 lb |

Mounting / Installation

| | |
|-------------------------------------|----------------|
| Connection type | Screw terminal |
| Max. USA solid connection terminals | 10 AWG |

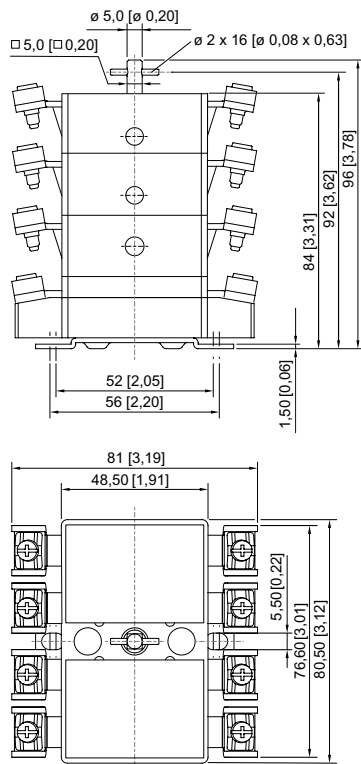
Technical Drawings – Subject to Alterations

| | | | | | | |
|------|------|------|------|-----|------|------|
| | 1 | (3) | 5 | (7) | (11) | (15) |
| 315° | | | X | X | | |
| 0° | | X | | X | | |
| 45° | X | | | | X | |
| 90° | | | | | | |
| 135° | | | | X | X | |
| 180° | | X | | | | X |
| 225° | | | X | | | X |
| | (2) | 4 | (6) | 8 | 12 | 16 |
| | (L2) | (L3) | (L1) | (N) | | |



8006/4-049-002 Art. No. 211783

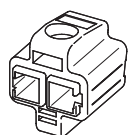
Dimensional Drawings (All Dimensions in mm [inches]) – Subject to Alterations



Load and motor switches Series 8006/4, 5-pole and 6-pole

Accessories

IP20 cover



1 pc.
An IP20 cover is required for each contact

Art. No.

204108

8006/4-049-002 Art. No. 211783

Rotary actuator Maxi BG736



8602C3-736-B-XXX-E08
 Ø 64 mm
 Handle colour: Black
 Protective collar colour: Black
 Front panel mounting
 -20 °C ... 60 °C
 Silicone-free: Yes
 Lockable option (max. 3 times) can be determined using the enclosed closing parts.
 Lockable handle position: Not defined.
 In the unmounted assemblies, the standard label is 0/OFF-I/ON and the long coupling part is enclosed.
 Other labels must be ordered separately.

Art. No.

318417

8602C3-736-S-XXX-E08
 Ø 64 mm
 Handle colour: Black
 Protective collar colour: Black
 Front panel mounting
 -60 °C ... 70 °C
 Silicone-free: No
 Lockable option (max. 3 times) can be determined using the enclosed closing parts.
 Lockable handle position: Not defined.
 In the unmounted assemblies, the standard label is 0/OFF-I/ON and the long coupling part is enclosed.
 Other labels must be ordered separately.

318418

Rotary actuator Maxi BG737



8602C3-737-B-XXX-E08
 Ø 64 mm
 Handle colour: Red
 Protective collar colour: Yellow
 Front panel mounting
 -20 °C ... 60 °C
 Silicone-free: Yes
 Lockable option (max. 3 times) can be determined using the enclosed closing parts.
 Lockable handle position: Not defined.
 In the unmounted assemblies, the standard label is 0/OFF-I/ON and the long coupling part is enclosed.
 Other labels must be ordered separately.

Art. No.

318419


8602C3-737-S-XXX-E08
 Ø 64 mm
 Handle colour: Red
 Protective collar colour: Yellow
 Front panel mounting
 -60 °C ... 70 °C
 Silicone-free: No
 Lockable option (max. 3 times) can be determined using the enclosed closing parts.
 Lockable handle position: Not defined.
 In the unmounted assemblies, the standard label is 0/OFF-I/ON and the long coupling part is enclosed.
 Other labels must be ordered separately.

318420

8006/4-049-002 Art. No. 211783

Spare Parts

Ex i cover

| | | Art. No. |
|--|--|----------|
|  | for connecting intrinsically safe circuits (2 pcs) | 213610 |

Labels for rotary actuator Maxi BG736, BG737

| | | Art. No. |
|--|---------------------------|----------|
|  | Dia. 58.5 0/OFF I/ON | 274882 |
|  | Dia. 58.5 0 BETRIEB I | 263982 |
|  | Dia. 58.5 0 I II | 318507 |
|  | Dia. 58.5 I 0 II | 318502 |
|  | Dia. 58.5 0/OFF • I/ON | 318459 |

We reserve the right to make alterations to the technical data, dimensions, weights, designs and products available without notice. The illustrations cannot be considered binding.