


Control and signalling devices

Control unit with suppressor diode

And temperature fuse

8208/14-02-0050 Art. No. 212879



- Flameproof diode module
- Versions with different internal wiring
- Universally usable for a range of control tasks
- Wide service temperature range
- Four screw terminals each with two clamping units with increased safety (Ex e)
- Large clamping range for solid or stranded conductors
- For installation in an Ex e enclosure on a toothed mounting rail
- International certificates available

MY R. STAHL 8208D



The flameproof diode module in the 8208 universal enclosure is versatile enough to be used for various different control tasks in hazardous areas. This compact device is designed for installation in enclosures with increased safety (Ex e) type of protection. It is mounted on a toothed mounting rail. Four Ex e screw terminals each with two clamping units are available for the electrical connection.

Technical Data

Explosion Protection

Application range (zones)	1, 2
IECEX gas certificate	IECEX PTB 06.0032 U
IECEX gas explosion protection	Ex db eb IIC T6 Gb
ATEX gas certificate	PTB 01 ATEX 1066 U
ATEX gas explosion protection	Ⓔ II 2 G Ex db eb IIC T6 Gb
PESO gas certificate	P148651
Inmetro gas certificate	ULBR140223U
Certificates	ATEX (PTB), Brazil (ULB), China (CQST), IECEX (PTB), SIL (exida)

Electrical Data

DC rated operational voltage	33 V
Rated operational current	0.001 A (T6)

Ambient Conditions

Ambient temperature	-60 °C ... +60 °C			
Note	see "Max. power" table			
Max. power	Maximum internal heat distribution (connection with 1.5 mm ² conductor cross-section and maximum 5 A)			
	Ambient temperature		Ambient temperature	
	max. 40 °C		max. 60 °C	
	T _{surface} = max. 80 °C	T _{surface} = max. 95 °C	T _{surface} = max. 80 °C	T _{surface} = max. 95 °C
3.0 W	4.75 W	1.5 W	2.0 W	

Mechanical Data

Version	with suppressor diode
Enclosure material	Polyamide
Silicone-free	Yes
Connection cross-section	2.5 mm ²

Control and signalling devices

Control unit with suppressor diode And temperature fuse

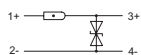
8208/14-02-0050 Art. No. 212879



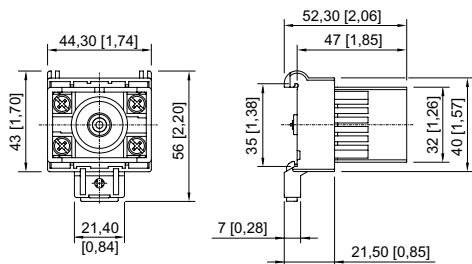
Mechanical Data

Max. connection cross-section, finely stranded	2,5 mm ²
Solid connection cross section	1.5 – 2.5 mm ²
Finely stranded connection cross section	1.5 – 2.5 mm ²
Connection cross-section, finely stranded with core end sleeve	1.5 – 2.5 mm ²
Type of connection cable	Finely stranded Solid
Weight	71 g

Technical Drawings – Subject to Alterations



Dimensional Drawings (All Dimensions in mm [inches]) – Subject to Alterations



We reserve the right to make alterations to the technical data, dimensions, weights, designs and products available without notice. The illustrations cannot be considered binding.