

# Control and signalling devices

## Control devices for panel mounting

Ex e

8003/113-726-2-r-6 UL Art. No. 213524



PanSiG



- Flexible configuration thanks to pushbutton, mushroom push-button, mushroom stay-put button, mushroom stay-put button with key lock, key-operated button and key-operated switch
- Easy to install using a single hole (D 30)
- Codable "latching", "spring return" and "key not removable" functions
- Plug-in connection with 6 m connection cable

MY R. STAHL 8003D



R. STAHL Series 8003 control buttons/switches for panel mounting switch load, control and signal circuits up to 6 A. Depending on the type, they are fully or incompletely explosion-protected equipment with corresponding requirements for installation. As an option, various actuators are available.

### Technical Data

#### Explosion Protection

Area of application	European Union (ATEX) CE Code IECEX NEC®
Application range (zones)	1, 2, 21, 22
IECEX gas certificate	IECEX PTB 06.0065X
IECEX gas explosion protection	Ex db eb IIC T6 Gb
IECEX dust certificate	IECEX PTB 06.0065X
IECEX dust explosion protection	Ex tb IIIC T80 °C Db
ATEX gas certificate	PTB 02 ATEX 1057 X
ATEX gas explosion protection	⊕ II 2 G Ex db eb IIC T6 Gb
ATEX dust certificate	PTB 02 ATEX 1057 X
ATEX dust explosion protection	⊕ II 2 D Ex tb IIIC T80 °C Db
Certificates	ATEX (PTB), Canada (UL), China (CQST), IECEX (PTB), Korea (KGS), USA (UL)
Declaration of conformity	ATEX (EUK), ATEX (Simple apparatus), China (CCC)
Notes	Product label may vary. Series devices are labelled with ATEX, IECEX, NEC® and CE Code.

#### Electrical Data

AC rated operational voltage	500 V
Rated operational current	6 A
Rated operational current	6 A
Switching capacity AC-12	500 V / 6 A / max. 3000 VA
Switching capacity AC-15	400 V / 6 A / max. 1250 VA
Switching capacity DC-13	110 V / 1 A / max. 110 W
Switching capacity DC-13 2 contact elements in series	60 V/6 A

#### Ambient Conditions

Ambient temperature	-20 °C ... 60 °C
---------------------	------------------

# Control and signalling devices

## Control devices for panel mounting



Ex e

8003/113-726-2-r-6 UL Art. No. 213524

### Ambient Conditions

Ambient temperature	-4 °F ... +140 °F
Ambient temperature NEC®	-30 °C ... +60 °C
Ambient temperature NEC®	-22 °F ... +140 °F

### Mechanical Data

Degree of protection (IP) (IEC 60529)	Reverse side IP65, front side IP65
Enclosure material	Polyamide
Contact material	Silver-nickel
Silicone-free	Yes
Number of NCs	1
Number of NOs	1
Number of switching positions	2
Conductor length	6 m
Conductor length, inches	236.22 in
Connection cross-section	0.75 ... 1.5 mm <sup>2</sup>
Connection cross-section AWG	20 AWG ... 14 AWG
Type of connection cable	ÖLFLEX 4x1 mm <sup>2</sup>
Mounting depth	130 mm
Mounting depth in inches	5.12 in
Service life, min.	10 <sup>5</sup> operating cycles
Weight	125 g

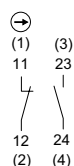
### Mounting / Installation

Tightening torque	3 N · m
Tightening torque lbf in	26.55 lbf in

### Components

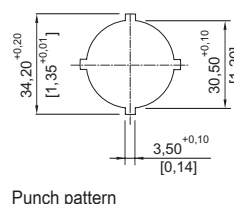
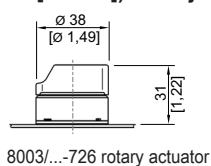
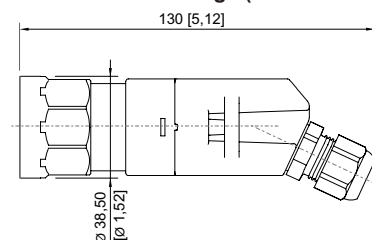
Actuator	Rotary actuator, small Not padlockable
Entry 1	8161/7-M16-0902
Entry 1 type	Polyamide cable gland, black

### Technical Drawings – Subject to Alterations



Schematic 8003/113  
 NO/positive opening NC  
 The numbers in brackets correspond to the core marking

### Dimensional Drawings (All Dimensions in mm [inches]) – Subject to Alterations



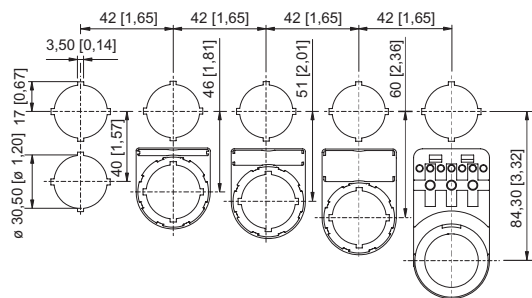
# Control and signalling devices

## Control devices for panel mounting



Ex e


8003/113-726-2-r-6 UL Art. No. 213524



Cut-out with/without additional designation plate




## Accessories

### Actuators



		Art. No.
	Control switch, not lockable Two switching positions: 0 = latching I = latching	155533
	Control switch, not lockable Two switching positions: 0 = spring return I = spring return	155542

### Spare Parts

#### Label holder

		Art. No.
	Label holder, size 1, without insert disc Labelling: 1-line can be installed in dia. 30.5 mm drilled holes for actuators	155632
	Label holder, size 2, without insert disc Labelling: 1- or 2-line can be installed in dia. 30.5 mm drilled holes for actuators	155687
	Label holder, size 3, without insert disc Labelling: 1-, 2- or 3-line can be installed in dia. 30.5 mm drilled holes for actuators	155844

#### Insert discs for label holder

		Art. No.
	One-line Plain Material: PVC Colour: White Self-adhesive	238271
	Two-line Plain Material: PVC Colour: White Self-adhesive	238272

# Control and signalling devices

## Control devices for panel mounting




Ex e

8003/113-726-2-r-6 UL Art. No. 213524

### Insert discs for label holder

Art. No.

	Three-line Plain Material: PVC Colour: White Self-adhesive	238273
--	--	--------

We reserve the right to make alterations to the technical data, dimensions, weights, designs and products available without notice. The illustrations cannot be considered binding.