

Control and signalling devices

Control devices for panel mounting

Ex e

8003/133-001-6 UL Art. No. 213540



- Flexible configuration thanks to pushbutton, mushroom push-button, mushroom stay-put button, mushroom stay-put button with key lock, key-operated button and key-operated switch
- Easy to install using a single hole (D 30)
- Codable "latching", "spring return" and "key not removable" functions
- Plug-in connection with 6 m connection cable

MY R. STAHL 8003D



R. STAHL Series 8003 control buttons/switches for panel mounting switch load, control and signal circuits up to 6 A. Depending on the type, they are fully or incompletely explosion-protected equipment with corresponding requirements for installation. As an option, various actuators are available.

Technical Data

Explosion Protection

| | |
|---------------------------------|---|
| Area of application | European Union (ATEX) CE Code IECEX NEC® |
| Application range (zones) | 1, 2, 21, 22 |
| IECEX gas certificate | IECEX PTB 06.0065X |
| IECEX gas explosion protection | Ex db eb IIC T6 Gb |
| IECEX dust certificate | IECEX PTB 06.0065X |
| IECEX dust explosion protection | Ex tb IIIC T80 °C Db |
| ATEX gas certificate | PTB 02 ATEX 1057 X |
| ATEX gas explosion protection | ⊕ II 2 G Ex db eb IIC T6 Gb |
| ATEX dust certificate | PTB 02 ATEX 1057 X |
| ATEX dust explosion protection | ⊕ II 2 D Ex tb IIIC T80 °C Db |
| Certificates | ATEX (PTB), Canada (UL), China (CQST), IECEX (PTB), Korea (KGS), USA (UL) |
| Declaration of conformity | ATEX (EUK), ATEX (Simple apparatus), China (CCC) |
| Notes | Product label may vary. Series devices are labelled with ATEX, IECEX, NEC® and CE Code. |

Electrical Data

| | |
|--|----------------------------|
| AC rated operational voltage | 500 V |
| Rated operational current | 6 A |
| Rated operational current | 6 A |
| Switching capacity AC-12 | 500 V / 6 A / max. 3000 VA |
| Switching capacity AC-15 | 400 V / 6 A / max. 1250 VA |
| Switching capacity DC-13 | 110 V / 1 A / max. 110 W |
| Switching capacity DC-13 2 contact elements in series | 60 V/6 A |

Ambient Conditions

| | |
|---------------------|------------------|
| Ambient temperature | -20 °C ... 60 °C |
|---------------------|------------------|

Control and signalling devices

Control devices for panel mounting



Ex e

8003/133-001-6 UL Art. No. 213540

Ambient Conditions

| | |
|--------------------------|--------------------|
| Ambient temperature | -4 °F ... +140 °F |
| Ambient temperature NEC® | -30 °C ... +60 °C |
| Ambient temperature NEC® | -22 °F ... +140 °F |

Mechanical Data

| | |
|---------------------------------------|------------------------------------|
| Degree of protection (IP) (IEC 60529) | Reverse side IP65, front side IP66 |
| Enclosure material | Polyamide |
| Contact material | Silver-nickel |
| Silicone-free | Yes |
| Number of NOs | 2 |
| Conductor length | 6 m |
| Conductor length, inches | 236.22 in |
| Connection cross-section | 0.75 ... 1.5 mm ² |
| Connection cross-section AWG | 20 AWG ... 14 AWG |
| Type of connection cable | ÖLFLEX 4x1 mm ² |
| Mounting depth | 130 mm |
| Mounting depth in inches | 5.12 in |
| Service life, min. | 10 ⁵ operating cycles |
| Weight | 125 g |

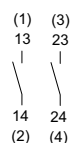
Mounting / Installation

| | |
|--------------------------|--------------|
| Tightening torque | 3 N · m |
| Tightening torque lbf in | 26.55 lbf in |

Components

| | |
|--------------|------------------------------|
| Actuator | Pushbutton |
| Entry 1 | 8161/7-M16-0902 |
| Entry 1 type | Polyamide cable gland, black |

Technical Drawings – Subject to Alterations

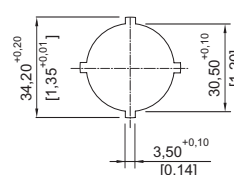
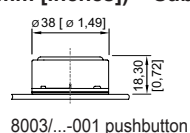
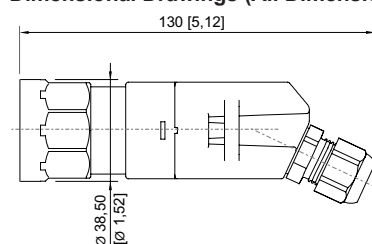


Schematic 8003/133

NO

The numbers in brackets correspond to the core marking

Dimensional Drawings (All Dimensions in mm [inches]) – Subject to Alterations



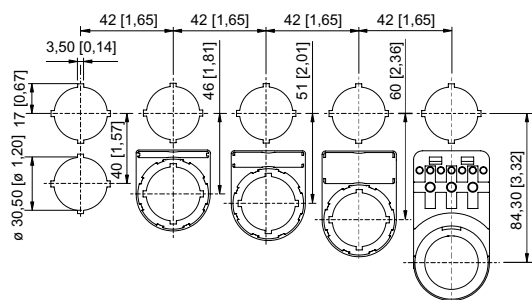
Control and signalling devices

Control devices for panel mounting



Ex e

8003/133-001-6 UL Art. No. 213540



Cut-out with/without additional designation plate



Accessories

Actuators


| | | Art. No. |
|--|------------|----------|
|  | Pushbutton | 155525 |

Spare Parts


Label holder

| | | Art. No. |
|--|--|----------|
|  | Label holder, size 1, without insert disc Labelling: 1-line can be installed in dia. 30.5 mm drilled holes for actuators | 155632 |
|  | Label holder, size 2, without insert disc Labelling: 1- or 2-line can be installed in dia. 30.5 mm drilled holes for actuators | 155687 |


Locking devices

| | | Art. No. |
|--|---|----------|
|  | 8602A0753 H24 for not actuated pushbutton/selector switch BG001, BG005 | 155372 |

Label holder

| | | Art. No. |
|--|--|----------|
|  | Label holder, size 3, without insert disc Labelling: 1-, 2- or 3-line can be installed in dia. 30.5 mm drilled holes for actuators | 155844 |

Locking devices




| | | Art. No. |
|--|---|----------|
|  | 8602A0754 for actuated pushbutton/selector switch BG001, BG005 | 155402 |


Control and signalling devices



Control devices for panel mounting







Ex e
8003/133-001-6 UL Art. No. 213540

| Designation plates for pushbuttons and selector switches | | Art. No. |
|--|------------------------------|----------|
|  | Colour: White Text: START | 155889 |
|  | Colour: Blue Text: RESET | 155894 |
|  | Colour: Green Text: START | 155721 |

| Locking devices | | Art. No. |
|--|---|----------|
|  | 8602A0755 for not actuated pushbutton/selector switch BG001, BG005 | 155431 |

| Designation plates for pushbuttons and selector switches | | Art. No. |
|--|----------------------------|----------|
|  | Colour: Black Text: Ab | 155886 |
|  | Colour: Black Text: Auf | 155883 |

| Protective collar | | Art. No. |
|--|--|----------|
|  | 8602A0751 metal for pushbutton/selector switch/mushroom stay-put button with key lock/mushroom stay-put button/mushroom pushbutton dia. 39 BG001, BG003, BG005, BG008, BG009, BG010, BG012 | 155326 |

| Designation plates for pushbuttons and selector switches | | Art. No. |
|--|--------------------------------|----------|
|  | Colour: Black Symbol: Arrow | 155749 |
|  | Colour: Black Symbol: Arrow | 155761 |
|  | Colour: Black Text: Links | 155827 |

Control and signalling devices

Control devices for panel mounting



Ex e

8003/133-001-6 UL Art. No. 213540


Designation plates for pushbuttons and selector switches

Art. No.

| | | |
|--|-------------------------------|--------|
|  | Colour: Black Text: Rechts | 155837 |
|  | Colour: Black Text: Open | 155868 |
|  | Colour: Black Text: CLOSE | 155878 |
|  | Colour: Black Text: Zu | 155874 |
|  | Colour: Red Text: OFF | 155654 |
|  | Colour: Green Text: ON | 155671 |
|  | Colour: Red Text: AUS | 155634 |


Insert discs for label holder

Art. No.

| | | |
|--|--|--------|
|  | One-line Plain Material: PVC Colour: White Self-adhesive | 238271 |
|--|--|--------|

Designation plates for pushbuttons and selector switches

Art. No.

| | | |
|--|----------------------------|--------|
|  | Colour: Black Text: AUS | 155806 |
|--|----------------------------|--------|

Insert discs for label holder

Art. No.

| | | |
|--|--|--------|
|  | Two-line Plain Material: PVC Colour: White Self-adhesive | 238272 |
|--|--|--------|

Control and signalling devices

Control devices for panel mounting



Ex e

8003/133-001-6 UL Art. No. 213540

Designation plates for pushbuttons and selector switches

Art. No.

| | | |
|--|----------------------------|--------|
| | Colour: Black Text: EIN | 155862 |
|--|----------------------------|--------|

Insert discs for label holder

Art. No.

| | | |
|--|--|--------|
| | Three-line Plain Material: PVC Colour: White Self-adhesive | 238273 |
|--|--|--------|

Designation plates for pushbuttons and selector switches

Art. No.

| | | |
|--|-----------------------------|--------|
| | Colour: Black Text: STOP | 155795 |
| | Colour: Black Text: I | 155846 |
| | Colour: Green Text: I | 155689 |
| | Colour: White Text: I | 155892 |
| | Colour: Black Text: II | 155854 |
| | Colour: Green Text: II | 155706 |
| | Colour: Red Text: O | 155596 |
| | Colour: Black Text: O | 155783 |

Control and signalling devices

Control devices for panel mounting










Ex e

8003/133-001-6 UL Art. No. 213540

Designation plates for pushbuttons and selector switches

Art. No.

| | | |
|--|---|--------|
|  | Colour: Black Text: I O | 155771 |
|  | Colour: Blue Blank disc without text | 155911 |
|  | Colour: Yellow Blank disc without text | 155914 |
|  | Colour: Red Blank disc without text | 155897 |
|  | Colour: Green Blank disc without text | 155901 |
|  | Colour: White Blank disc without text | 155908 |
|  | Colour: Black Blank disc without text | 155905 |

We reserve the right to make alterations to the technical data, dimensions, weights, designs and products available without notice. The illustrations cannot be considered binding.