

# Components for system solutions

## Residual current Miniature circuit breaker

### Miniature circuit breaker

8562/54-2285-160 Art. No. 215002



- Residual current monitoring and tripping in the event of over-voltage
- Combination of residual current circuit breaker and miniature circuit breaker: Saves space, reduces installation requirements
- Good current limiting in the event of a short circuit

MY R. STAHL 8562C



The R. STAHL Series 8562 residual current circuit breaker with overcurrent release is a residual current circuit breaker and 2-pole switching miniature circuit breaker in one: It measures residual currents and triggers in the event of overvoltage, thereby protecting the conductors in your systems from overload, earth faults and short circuits. Its excellent current limiting feature reduces the load on the conductor in the event of a short circuit.

## Technical Data

### Explosion Protection

Application range (zones)	1, 2
IECEx gas explosion protection	Ex de IIC T5 Gb
IECEx firedamp protection	Ex de I Mb
ATEX gas explosion protection	Ⓔ II 2 G Ex de IIC T5 Gb
ATEX firedamp protection	Ⓔ I M2 Ex de I Mb
cCSA certificate	1850696

### Electrical Data

Type of voltage	AC
AC rated operational voltage	133 ... 230 V
Rated operational current	16 A
Rated operational current	16 A (T5)
Rated switching capacity	10 kA
Rated residual current	0.3 A
Auxiliary contacts	Error signal
Auxiliary contacts 2	1 change-over contact
No. of poles	2
N-pole present	No
Tripping characteristic	C

### Mechanical Data

Degree of protection (IP)	IP20
Enclosure material	Epoxy resin
Width, inches	3.9 in
Length	156 mm
Length in inches	6.14 in
Mounting depth	125 mm
Mounting depth in inches	4.92 in

# Components for system solutions

## Residual current Miniature circuit breaker

### Miniature circuit breaker

8562/54-2285-160 Art. No. 215002



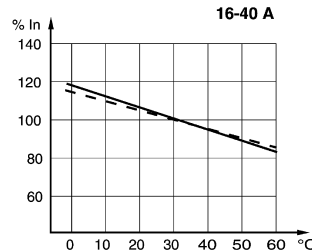
#### Mechanical Data

Weight	1.8 kg
Weight	3.97 lb

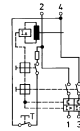
#### Technical Drawings – Subject to Alterations



Fault signal contact 1 change-over contact for error signal  
 (only for types 8562/54-2465-160-4 and 8562/54-2475-4: After the switch trips, the fault message contact can be reset manually)

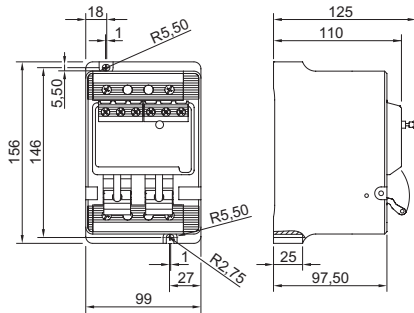


Correction factors for ambient temperatures which deviate from 30 °C



2-pole

#### Dimensional Drawings (All Dimensions in mm [inches]) – Subject to Alterations



8562/54-....., 2-pole with auxiliary contact

We reserve the right to make alterations to the technical data, dimensions, weights, designs and products available without notice. The illustrations cannot be considered binding.