

Installation equipment

Maintenance socket 32 A No mechanical locking device

With indicator lamp Maintenance socket

8571/51-407-S-01-0-XX-XXX Art. No. 297658



- Different voltage ranges according to EN 60309
- Wide temperature range
- High mechanical impact and shock resistance
- Perfect protection against penetration of liquids and dusts
- Connection of industrial equipment for service work
- With sign "Do not switch on if there is an explosion hazard"
- 3D data for download on the website

MY R. STAHL 8571T



The R. STAHL 8571/51 series SolConeX repair sockets are used for repair work with non-Ex devices (according to IEC/EN 60309) in Zones 1, 2, 21 and 22. They offer full AC-3 switching capacity up to 32 A and can switch motors/pumps, etc. directly. The indicator lamps displaying the operating status and the large handle, which can be locked in the zero position to protect against unauthorised use, provide added safety.

Technical Data

Explosion Protection

Scope of validity	European Union (ATEX) IECEX
Application range (zones)	1 2 21 22
IECEX gas certificate	IECEX PTB 21.0024X
IECEX gas explosion protection	Ex db eb IIC T6 Gb
IECEX dust certificate	IECEX PTB 21.0024X
IECEX dust explosion protection	Ex tb IIIC T76 °C Db
ATEX gas certificate	PTB 06 ATEX 1007 X
ATEX gas explosion protection	Ex II 2 G Ex db eb IIC T6 Gb
ATEX dust certificate	PTB 06 ATEX 1007 X
ATEX dust explosion protection	Ex II 2 D Ex tb IIIC T76 °C Db
Certificates	ATEX (PTB), IECEX (PTB)

Electrical Data

Rated operational voltage	480 to 500 V AC
Rated operational current	32 A
Electrical service life	> 2x10 ³ switching cycles
Mechanical service life	> 2x10 ³ switching cycles
Type of voltage	Low voltage
Utilisation category	AC-3: 500 V / 32 A DC-1: 110 V / 32 A
Switching capacity main contacts	7.5 kW: 220 to 240 V 15 kW: 380 to 415 V
Frequency range	50 / 60 Hz

Installation equipment

Maintenance socket 32 A No mechanical locking device

With indicator lamp Maintenance socket

8571/51-407-S-01-0-XX-XXX Art. No. 297658



Device Specific Data

Back-up fuse with thermal protection	63 A gG
Back-up fuse without thermal protection	35 A gG

Ambient Conditions

Ambient temperature	-50 °C ... +65 °C
Ambient temperature	-58 °F ... +149 °F
Ambient temperature note	For further information, see the operating instructions.

Mechanical Data

Degree of protection IP (IEC 60529)	IP66
IP degree of protection (IEC 60079)	IP64
Enclosure material	Polyamide, Glass fibre reinforced
Silicone-free	No
Solid connection cross-section	1 x 2.5 mm ² ... 2 x 10 mm ²
Connection cross-section AWG single stranded	1 x AWG 14 ... 2 x AWG 8
Finely stranded connection cross-section	1 x 2.5 mm ² ... 2 x 6 mm ²
Finely stranded connection cross-section AWG	1 x AWG 14 ... 2 x AWG 10
Width	135 mm
Width in inches	5.31 in
Height	206 mm
Height, inches	8.12 in
Length	280 mm
Length, inches	11.04 in
Impact strength (IEC 60079)	7 J
Impact strength (IEC 62262)	IK10
Colour code	Black
Coding (clock hour position)	7
Lockable in	in 0- and I-position
Series	SolConeX
Detailed number of poles	3 P + PE
Weight	-

Mounting / Installation

Connection	Screw terminal
------------	----------------

Components

Cable entry note	Entry 1: Lower left Entry 2: Lower right
Entry 1 model	8161/7-M32-2109-LT
Entry 1 type	Polyamide cable gland
Entry 1	M32 x 1.5
Entry 1 terminal area	9 – 21 mm
Entry 1 clamping range, inch	0.35 – 0.83 in
Metal entry possible 1	No
Entry 2 model	8290/3-M32
Entry 2 type	Polyamide stopping plug
Entry 2	M32 x 1.5

Installation equipment



Maintenance socket 32 A No mechanical locking device

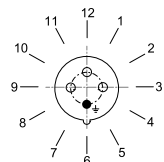
With indicator lamp Maintenance socket

8571/51-407-S-01-0-XX-XXX Art. No. 297658

Components

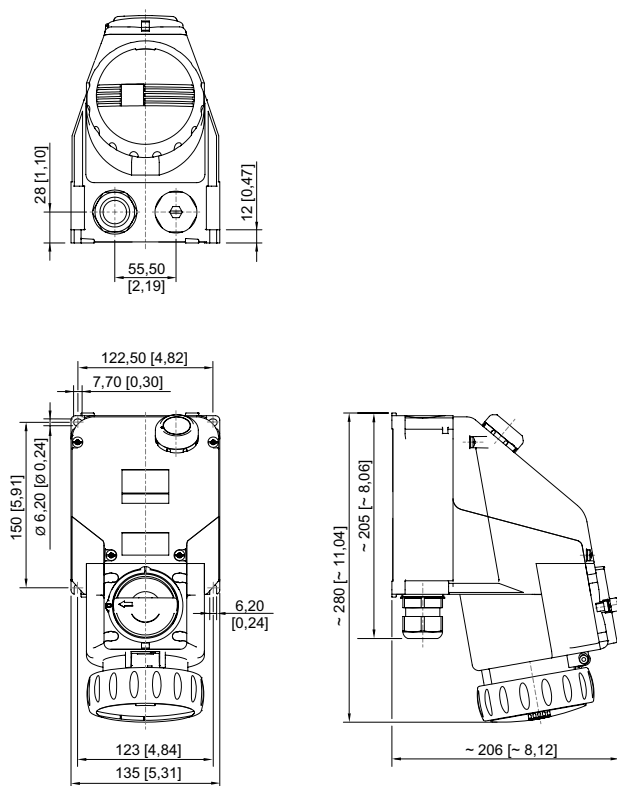
Metal entry possible 2	No
------------------------	----

Technical Drawings – Subject to Alterations



Position of clock hour position
Example: 6 h position

Dimensional Drawings (All Dimensions in mm [inches]) – Subject to Alterations

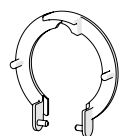


4-pole/5-pole maintenance socket

Accessories

Dust cover for sockets, Series 8571

Art. No.



Retrofittable dust protection for 4-pole sockets

255005

Spare Parts

Repair set for Series 8571 sockets

Art. No.

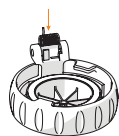
Installation equipment



Maintenance socket 32 A No mechanical locking device

With indicator lamp Maintenance socket

8571/51-407-S-01-0-XX-XXX Art. No. 297658



Repair set 8571 hinged cover, 4-pole, black

275505

We reserve the right to make alterations to the technical data, dimensions, weights, designs and products available without notice. The illustrations cannot be considered binding.