

# Control and signalling devices

## Control device for panel mounting

Ex e

8003/123-010S-6 UL Art. No. 217965



PanSiG



- Flexible configuration thanks to pushbutton, mushroom push-button, mushroom stay-put button, mushroom stay-put button with key lock, key-operated button and key-operated switch
- Easy to install using a single hole (D 30)
- Codable "latching", "spring return" and "key not removable" functions
- Plug-in connection with 6 m connection cable

MY R. STAHL 8003D



R. STAHL Series 8003 control buttons/switches for panel mounting switch load, control and signal circuits up to 6 A. Depending on the type, they are fully or incompletely explosion-protected equipment with corresponding requirements for installation. As an option, various actuators are available.

### Technical Data

#### Explosion Protection

Scope of validity	European Union (ATEX) CEC IECEX NEC
Application range (zones)	1 2 21 22
IECEX gas certificate	IECEX PTB 06.0065X
IECEX gas explosion protection	Ex db eb IIC T6 Gb
IECEX dust certificate	IECEX PTB 06.0065X
IECEX dust explosion protection	Ex tb IIIC T80 °C Db
ATEX gas certificate	PTB 02 ATEX 1057 X
ATEX gas explosion protection	⊕ II 2 G Ex db eb IIC T6 Gb
ATEX dust certificate	PTB 02 ATEX 1057 X
ATEX dust explosion protection	⊕ II 2 D Ex tb IIIC T80 °C Db
Certificates	ATEX (PTB), Canada (UL), IECEX (PTB), Korea (KGS), USA (UL)
Declaration of Conformity	ATEX (EUK), ATEX (Simple apparatus), China (CCC), Declaration of Conformity (ATEX)
Notes	Product label may vary. Series devices are labelled with ATEX, IECEX, NEC® and CE Code.

#### Electrical Data

Rated operational voltage AC	500 V
Rated operational current	6 A
Switching capacity AC-12	500 V / 6 A / max. 3000 VA
Switching capacity AC-15	400 V / 6 A / max. 1250 VA
Switching capacity DC-13	110 V / 1 A / max. 110 W
Switching capacity DC-13 2 contact elements in series	60 V/6 A

# Control and signalling devices

## Control device for panel mounting

Ex e

8003/123-010S-6 UL Art. No. 217965



### Ambient Conditions

Ambient temperature	-55 °C ... +60 °C
Ambient temperature	-67 °F ... +140 °F
Ambient temperature NEC®	-55 °C ... +60 °C
Ambient temperature NEC®	-67 °F ... +140 °F

### Mechanical Data

Degree of protection (IP) (IEC 60529)	Reverse side IP65, front side IP66
Enclosure material	Polyamide
Contact material	Silver-nickel
Silicone-free	No
Number of NCs	2
Conductor length	6 m
Conductor length, inches	236.22 in
Connection cross-section	0.75 ... 1.5 mm <sup>2</sup>
Connection cross-section AWG	20 AWG ... 14 AWG
Type of connection cable	ÖLFLEX 4x1 mm <sup>2</sup>
Depth of cut-out	130 mm
Mounting depth, inches	5.12 in
Service life, min.	10 <sup>5</sup> operating cycles
Weight	125 g
Weight	0.28 lb

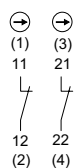
### Mounting / Installation

Tightening torque	3 Nm
Tightening torque lbf in	26.55 lbf in

### Components

Actuator	Mushroom stay-put button EM-STOP
Entry 1	8161/7-M16-0902
Entry 1 type	Polyamide cable gland, black

### Technical Drawings – Subject to Alterations



Schematic 8003/123  
Positive opening NC  
The numbers in brackets correspond to the core marking

# Control and signalling devices

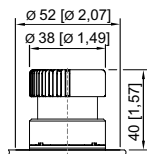
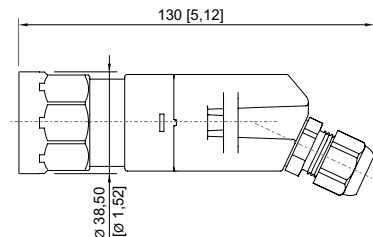
## Control device for panel mounting



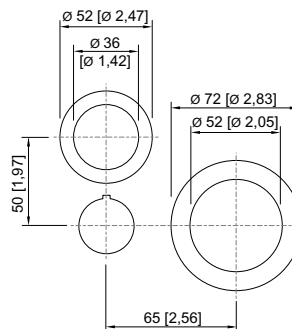
Ex e

8003/123-010S-6 UL Art. No. 217965

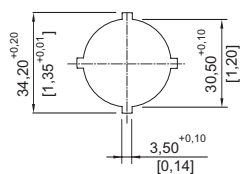
### Dimensional Drawings (All Dimensions in mm [inches]) – Subject to Alterations



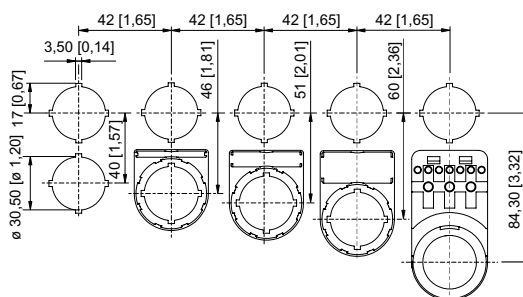
8003/...-010, 8003/...-012 mushroom stay-put button  
dia. 38 mm



8003/...-009, 8003/...-010, 8003/...-015  
cut-out for EMERGENCY STOP button



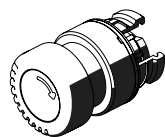
Punch pattern



Cut-out with/without additional designation plate

## Accessories

### Actuators



Mushroom stay-put button EM-STOP

### Art. No.

261756

## Spare Parts

### Label holder



Label holder, size 1, without insert disc  
Labelling: 1-line  
can be installed in dia. 30.5 mm drilled holes for actuators

### Art. No.

155632



Label holder, size 2, without insert disc  
Labelling: 1- or 2-line  
can be installed in dia. 30.5 mm drilled holes for actuators

155687



Label holder, size 3, without insert disc  
Labelling: 1-, 2- or 3-line  
can be installed in dia. 30.5 mm drilled holes for actuators

155844

# Control and signalling devices

Control device for panel mounting

Ex e

8003/123-010S-6 UL Art. No. 217965



## Label, yellow, general

Art. No.



for Ø 39 actuator (EM-STOP)

223571

## Protective collar

Art. No.



8602A0751 metal  
for pushbutton/selector switch/mushroom stay-put button with key lock/mushroom stay-put button/mushroom pushbutton dia. 39  
BG001, BG003, BG005, BG008, BG009, BG010, BG012

155326

## Designation plates for pushbuttons and selector switches

Art. No.



Colour: Red  
Symbol: Arrow

155567

## Insert discs for label holder

Art. No.



One-line  
Plain  
Material: PVC  
Colour: White  
Self-adhesive

238271



Two-line  
Plain  
Material: PVC  
Colour: White  
Self-adhesive

238272



Three-line  
Plain  
Material: PVC  
Colour: White  
Self-adhesive

238273

We reserve the right to make alterations to the technical data, dimensions, weights, designs and products available without notice. The illustrations cannot be considered binding.