

8602C3-009-B .. MS1 Art. No. 223693



- Pushbutton, mushroom pushbutton, mushroom stay-put button with key lock, mushroom stay-put button, twin pushbutton and illuminated pushbutton, rotary actuator, key-operated switch, potentiometer bezel and indicator lamp bezel
- One axial actuator can actuate up to four Series 8082 contact elements
- Key-operated switches and rotary switches codable at any time as "latching/spring return" or "key not removable"

MY R. STAHL 8602A



Thanks to their special technical features, the actuators from the 8602/3 series can withstand the most extreme conditions. In addition to the application option for use in ambient temperatures from -60 °C to +70 °C, the IP degree of protection, IP66, is maintained in accordance with EN 60529. It is also possible to actuate up to four contact elements from the 8082 series with a single axial actuator from the 8602/3 series.

The coding option of the key switches and rotary switches is innovative and one-of-a-kind. Integrated coding allows you to adjust the "latching/spring return" and/or "key not removable" functions at any time without additional accessories. A versatile set of accessories consisting of label holders and locking devices is available.

### Technical Data

Explosion Protection	
Application range (zones)	1, 2, 21, 22
IECEX gas certificate	IECEX PTB 13.0047U
IECEX gas explosion protection	Ex eb IIC Gb
IECEX dust certificate	IECEX PTB 13.0047 U
IECEX dust explosion protection	Ex tb IIIC Db
ATEX gas explosion protection	Ex II 2 G Ex eb IIC Gb
ATEX dust explosion protection	Ex II 2 D Ex tb IIIC Db
UL gas certificate	E182378 V4 S2
Certificate ULus	E182378 V4 S2
Marking ULus	Class I, Zone 1, AEx eb IIC Gb Zone 21, AEx tb IIIC Db
Certificate cUL	E182378V4S2
Marking cUL	Class I, Zone 1, Ex eb IIC Gb Zone 21, Ex tb IIIC Db
Inmetro gas certificate	UL-BR 14.0380U
Inmetro dust certificate	UL-BR 14.0380U
Certificates	ATEX (PTB), Brazil (ULB), Canada / USA (UL), Canada (UL), IECEX (PTB), Korea (KGS), USA (UL)
Functional Safety	
SIL-capable	only with contact elements 8082, 8208/24-15
Ambient Conditions	
Ambient temperature	-20 °C ... 60 °C
Ambient temperature	-4 °F ... +140 °F

8602C3-009-B .. MS1 Art. No. 223693

### Ambient Conditions

Storage temperature	-25 °C ... 60 °C
Storage temperature	-13 °F ... +140 °F
Use at the height of	< 2000 m
Max. operating altitude	2000 m
Degree of pollution	3

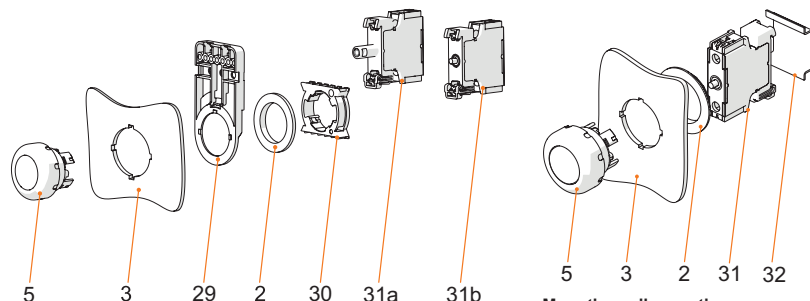
### Mechanical Data

Version	EM-STOP
Degree of protection (IP)	IP66
Note on degree of protection	According to IEC/EN 60529
Enclosure material	Polyamide
Silicone-free	Yes
Assembly	009
Diameter	39 mm
Service life, min.	10 <sup>5</sup> actuations
Impact strength (IEC 60079)	7 J
Impact strength (IEC 62262)	min. IK08
Colour	Yellow/red
Mounting	Thread type
Designation plate	With yellow backing plate
Seal	Standard
Closing	MS1
Packaging unit	1
Description note	Two keys enclosed.
Weight	70 g
Weight	0.15 lb

### Mounting / Installation

Mounting type	Front panel mounting
Tightening torque	3 N · m
Tightening torque lbf in	26.55 lbf in

### Technical Drawings – Subject to Alterations



**Front installation mounting with Series 8010/6 indicator lamp and Series 8082/3 contact element**  
**Key**

- 2 = jam nut (order no. 205592)
- 3 = installation wall (wall thickness max. 5 mm [0.197 inch])
- 5 = actuator with seal
- 29 = support for cable duct (optional) (order no. 248673)
- 30 = adaptor (order no. 227038)
- 31a = built-in element: LED element 8010/6
- 31b = built-in element: Contact element 8082/3

**Mounting rail mounting**  
**Key**

- 2 = jam nut (order no. 205592)
- 3 = installation wall (wall thickness max. 5 mm [0.197 inch])
- 5 = actuator with seal
- 31 = built-in element
- 32 = TS35 mounting rail

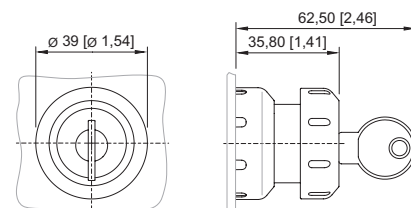
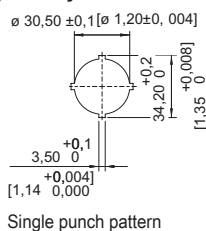
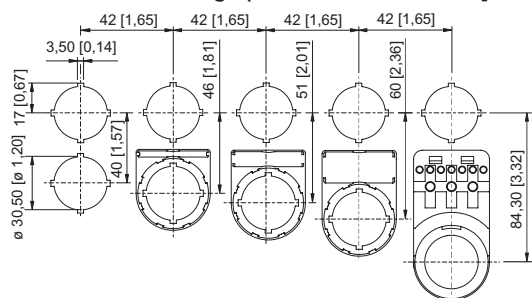
# Installation equipment

## Mshrm sty-pt button w. key lck EMERGENCY STOP



8602C3-009-B .. MS1 Art. No. 223693

### Dimensional Drawings (All Dimensions in mm [inches]) – Subject to Alterations



8602/3-006 red/black mushroom stay-put button with key lock  
 8602/3-009 red/yellow mushroom stay-put button with key lock  
 Actuator with axial actuation

Cut-out with/without additional designation plate

## Accessories

### Closing part



8602C3-733-B  
 for closing unused holes in cover, dia. 30.5 mm, NBR

Art. No.

244306

### Protective collar



8602C3-751 plastic/red for mushroom stay-put button with key lock/mushroom stay-put button dia. 39  
 BG006, BG009, BG010, BG012

Art. No.

257707



8602C3-751 plastic/yellow for mushroom stay-put button with key lock/mushroom stay-put button dia. 39  
 BG006, BG009, BG010, BG012

Art. No.

257708

## Spare Parts

### Contact element



for NC front installation  
 for NO contact front installation

Art. No.

240898

240899

### Spare key



Closing MS1

Art. No.

107109

### Insert discs for label holder



One-line  
 Plain  
 Material: PVC  
 Colour: White  
 Self-adhesive

Art. No.

238271

# Installation equipment



## Mshrm sty-pt button w. key lck EMERGENCY STOP



8602C3-009-B .. MS1 Art. No. 223693


### Insert discs for label holder

Art. No.

	Two-line Plain Material: PVC Colour: White Self-adhesive	238272
	Three-line Plain Material: PVC Colour: White Self-adhesive	238273




### Label, yellow, general

Art. No.

	for Ø 39 actuator (EM-STOP)	223571
--	-----------------------------	--------


### Label holder

Art. No.

	Size 1, without insert disc, 1-line label for actuators Ø 39	223566
	Size 2, without insert disc, 1- or 2-line label for actuators Ø 39	223567
	Size 3, without insert disc, 1-, 2- or 3-line label for actuators Ø 39	223568



### Special key

Art. No.

	for tightening plastic locking nut	169101
--	------------------------------------	--------

### Pressure plates

Art. No.

	Dia. 37 mm Three contact elements	215436
	Dia. 48.5 mm Four contact elements	215437

## Installation equipment

Mshrm sty-pt button w. key lck EMERGENCY STOP



8602C3-009-B .. MS1 Art. No. 223693

### Holder for front installation

Art. No.



8602/3 holder for cable duct

248673

### Adaptor for front installation

Art. No.



8602/3 Front installation for indicator lamp series 8010/6 and contact element series 8082/3

227038

We reserve the right to make alterations to the technical data, dimensions, weights, designs and products available without notice. The illustrations cannot be considered binding.