


8118/222-504-0 Art. No. 224645



- Compact, impact-resistant enclosure, also available in versions with integrated metal bracket for optimised installation of cable glands
- Customer-specific equipping with terminals, cable glands and miniature fuses
- IP66 degree of protection

MY R. STAHL 8118B



R. STAHL Series 8118 terminal boxes are equipped, in accordance with customer specifications, with various series terminals and cable glands made from plastic or metal, if required also with miniature fuses. They are available in 3 design sizes and are made from glass fibre reinforced polyester resin.

### Technical Data

#### Explosion Protection

Scope of validity	IECEX European Union (ATEX)
Application range (zones)	1 2 21 22
IECEX gas certificate	IECEX PTB 06.0026
IECEX gas explosion protection	Ex ia ib IIC T6 Gb
IECEX dust certificate	IECEX PTB 06.0026
IECEX dust explosion protection	Ex tb IIIC T80 °C Db
ATEX gas certificate	PTB 99 ATEX 3103
ATEX gas explosion protection	⊕ II 2 G Ex ia ib IIC T6 Gb
ATEX dust certificate	PTB 99 ATEX 3103
ATEX dust explosion protection	⊕ II 2 D Ex tb IIIC T80 °C Db
Certificates	ATEX (PTB), Brazil (ULB), China (NEPSI), IECEX (PTB), India (PESO)
Declaration of Conformity	China (CCC)
Explosion protection note	For product label, see scope of validity.

#### Electrical Data

Rated operational voltage AC	60 V
------------------------------	------

#### Ambient Conditions

Ambient temperature	-40 °C ... +75 °C (T6)
Ambient temperature	-40°F ... +167°F (T6)

#### Mechanical Data

Degree of protection IP (IEC 60529)	IP66
Enclosure material	Polyester resin, Glass fibre reinforced
Enclosure colour	Dark grey

8118/222-504-0 Art. No. 224645

### Mechanical Data

Flammability according to	IEC/EN 60695 UL 94 ASTM D635
Silicone-free	No
Cover	Screw-on cover
Cover fixing type	M4 stainless steel screws, With captive screws
Width	115 mm
Width, inches	4.53 in
Height	115 mm
Height, inches	4.53 in
Depth	64 mm
Depth, inches	2.52 in
Packaging unit	1
Weight	610 g
Weight	1.34 lb

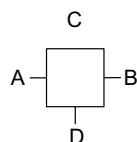
### Mounting / Installation

Tightening torque of cover screw 1	1.4 Nm
Tightening torque of cover screw 1 lbf in	12.4 lbf in

### Components

Entry 1	3 x 8161/8-M25-1707 (Provided separately)
Entry 1 type	Polyamide cable gland, blue
Entry 1	M25 x 1.5
Entry 1 terminal area	7 – 17 mm
Entry 1 clamping range, inch	0.28 – 0.67 in
Metal entry possible 1	No
Entry 2	2 x 8290/3-M25 (Provided separately)
Entry 2 type	Polyamide stopping plug
Entry 2	M25 x 1.5
Metal entry possible 2	No
Entries installation options/side	Size 2: 3x M25 (A+B+D)
Terminal rail	35 x 50 mm (1x)
Terminal rail	1,38 x 3,54 " (1x)
Type of terminals 1	9 x Phoenix UT 4 BU 2-conductor, 4 mm <sup>2</sup> , blue
Type of terminals PE 1	2 x Phoenix UT 4 2-conductor, 4 mm <sup>2</sup> , grey
	For connection cross-sections, see the manufacturer's data sheet

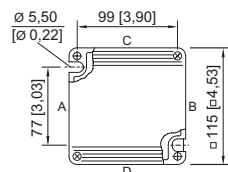
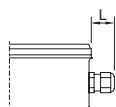
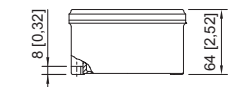
### Technical Drawings – Subject to Alterations



"—" = marking for mounting options

8118/222-504-0 Art. No. 224645

### Dimensional Drawings (All Dimensions in mm [inches]) – Subject to Alterations



Length L  
 Projection dimension for cable gland of Series 8161:  
 For M20: 25 to 31 [0.98 to 1.22]  
 For M25: 27 to 33 [1.06 to 1.3]  
 For M32: 32 to 39 [1.26 to 1.54]  
 Projection dimension for cable gland with strain relief  
 of Series HSK-K-MZ  
 For M25: 41 [1.61]

8118/.2.  
 Enclosure SZ 2

## Accessories

### Brass plate with thread

		Art. No.
	8118 SZ 1, plate 37 x 30 mm [1.46 x 1.18 inch] 1 x M20 x 1.5 with M4 PE connection (left) Can be installed in enclosures of SZ 1, SZ 2 and SZ 3	168913
	8118 SZ 1, plate 37 x 30 mm [1.46 x 1.18 inch] 1 x M20 x 1.5 with M4 PE connection (right) Can be installed in enclosures of SZ 1, SZ 2 and SZ 3	168914
	8118 SZ 2, plate 56 x 40 mm [2.2 x 1.57 inch] 2 x M20 x 1.5 with M4 PE connection (right) For installation in enclosure SZ 2 and SZ 3	244072
	8118 SZ 2, plate 56 x 40 mm [2.2 x 1.57 inch] 1 x M25 x 1.5 with M4 PE connection (left) For installation in enclosure SZ 2 and SZ 3	211341
	8118 SZ 3, plate 74 x 40 mm [2.91 x 1.57 inch] 2 x M20 x 1.5 with M4 PE connection (centre) For installation in enclosure SZ 2 and SZ 3	168915
	8118 SZ 3/B, plate 74 x 40 mm [2.91 x 1.57 inch] 2 x M20 x 1.5 with M4 PE connection (centre) For installation in enclosure SZ 2 and SZ 3	244075
	8118 SZ 3, plate 74 x 40 mm [2.91 x 1.57 inch] 1 x M20 x 1.5 + 1 x M10 with M4 PE connection (centre) For installation in enclosure SZ 2 and SZ 3	211342
	8118 SZ 3, plate 74 x 40 mm [2.91 x 1.57 inch] 2 x M25 x 1.5 with M4 PE connection (centre) For installation in enclosure SZ 2 and SZ 3	168916
	8118 SZ 3, plate 74 x 40 mm [2.91 x 1.57 inch] 1 x M25 x 1.5 + 1 x M10 with M4 PE connection (centre) For installation in enclosure SZ 2 and SZ 3	211343

We reserve the right to make alterations to the technical data, dimensions, weights, designs and products available without notice. The illustrations cannot be considered binding.