

Installation Equipment and Accessories



Cable gland

Without reduction sealing insert

8161/7-M25-1710 Art. No. 239173



- For safe cable entry in Ex e and Ex i areas
- Can be used at temperatures of between -60 ... +75 °C, degree of protection IP68
- Available in Ex e and Ex i versions (Ex i version distinguished by its blue cap nut)
- Suitable for cable diameters from 1 ... 48 mm
- Versions with multi-seal inserts

MY R. STAHL 8161B



R. STAHL's 8161/7 and 8161/8 series cable entries can be used to safely run cables into Ex e enclosures. They are suitable for cables between 1 to 48 mm in diameter. They are available for Ex e and Ex i circuits – the Ex i version can be distinguished by its blue cap nut. A stopping plug can be integrated to seal any cable entries that are not being used.

Technical Data

Explosion Protection

Ex version	Ex e
Application range (zones)	1 2 21 22
IECEX gas certificate	IECEX PTB 14.0011 X
IECEX gas explosion protection	Ex eb IIC Gb
IECEX dust certificate	IECEX PTB 14.0011 X
IECEX dust explosion protection	Ex tb IIIC Db
ATEX gas certificate	PTB 14 ATEX 1008 X
ATEX gas explosion protection	⊕ II 2 G Ex eb IIC Gb
ATEX dust certificate	PTB 14 ATEX 1008 X
ATEX dust explosion protection	⊕ II 2 D Ex tb IIIC Db
Certificates	ATEX (PTB), Brazil (ULB), IECEX (PTB), Korea (KGS)
Declaration of Conformity	ATEX (EUK)

Ambient Conditions

Ambient temperature	-40 °C ... +75 °C
Use at the height of	< 2000 m

Mechanical Data

Strain relief	No
Degree of protection (IP)	IP66
Degree of protection note	IP68 at 5 bar 30 min. (IP protection according to IEC/EN 60529)
Sealing material	EPDM profile seal
Sealing ring material	EPDM
Material	Polyamide
Material 2	Glass fibre reinforced
Silicone-free	Yes

Cable gland

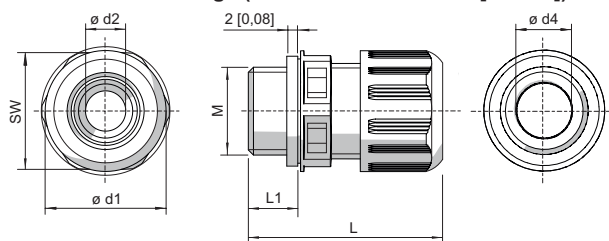
Without reduction sealing insert

8161/7-M25-1710 Art. No. 239173

Mechanical Data

Self-extinguishing	Yes
Flame-retardant	Yes
Halogen-free	Yes
Surface resistance	$\leq 10^{13} \Omega$
Clamping range	10 – 17 mm
Armouring type	Unarmoured cable types
Clamping range	10 ... 17 mm
Total length	38 to 46 mm
Dimension d1	32 mm
Dimension d2	17.3 mm
Dimension d4	17.3 mm
Width across corners	32 mm
Width across flats	29 mm
Thread size	M25
Thread length	10 mm
Thread pitch	1,5 mm
Impact strength (IEC 60079)	7 J
Impact strength	7 J
Colour	Black
Lot size	50
Weight	19 g
Weight	0.04 lb

Dimensional Drawings (All Dimensions in mm [inches]) – Subject to Alterations



M = Thread size
 SW = Width across flats
 L1 = Thread length
 L = Total length

Cable glands without bend protection

Thread size	Width across flats	Total length	Total length (with long thread)	Thread length	Thread length (long thread)	Clamping range	Clamping range + reduction sealing insert	Di- men- sion d1	Di- men- sion d2	Di- men- sion d4
M12	16.00 mm	29 to 34 mm	35 to 40 mm	9 mm	15 mm	3 - 6 mm	1 - 6 mm	18 mm	7.3 mm	6.3 mm
M16	20.00 mm	31 to 37 mm	37 to 43 mm	9 mm	15 mm	5 - 9 mm	2 - 9 mm	22 mm	10.3 mm	9.3 mm
M20	24.00 mm	36 to 43 mm	41 to 48 mm	10 mm	15 mm	7 - 13 mm	4 - 13 mm	27 mm	13.3 mm	13.3 mm
M25	29.00 mm	38 to 46 mm	43 to 51 mm	10 mm	15 mm	10 - 17 mm	7 - 17 mm	32 mm	17.3 mm	17.3 mm

Installation Equipment and Accessories



Cable gland

Without reduction sealing insert

8161/7-M25-1710 Art. No. 239173


M32	36.00 mm	42 to 50 mm	45 to 53 mm	12 mm	15 mm	13 - 21 mm	9 - 21 mm	40 mm	21.3 mm	21.3 mm
M40	46.00 mm	52 to 65 mm	58 to 71 mm	12 mm	18 mm	17 - 28 mm	12 - 28 mm	51 mm	28.3 mm	30 mm
M50	55.00 mm	59 to 72 mm	63 to 76 mm	14 mm	18 mm	23 - 35 mm	16 - 35 mm	61 mm	35.3 mm	40 mm
M63	68.00 mm	64 to 78 mm	67 to 81 mm	15 mm	18 mm	34 - 48 mm	28 - 48 mm	75 mm	48.3 mm	53 mm

Accessories

Locknut, brass nickel-plated (-60 ... +75 °C)

To fasten the cable glands in through holes


Art. No.

	Material: Nickel-plated brass Thread size: M25	Lot size: 100	241561
--	---	---------------	--------

Locknut, plastic (-40 ... +75 °C)

To fasten the cable glands in through holes

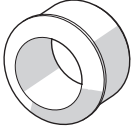
Art. No.

	Material: Polyamide Thread size: M25	Lot size: 100	239463
---	---	---------------	--------

Reduction sealing insert (standard), EPDM (-40 to +75 °C)

For cable glands

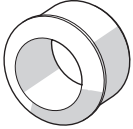
Art. No.

	Connection thread: M25 x 1.5 Clamping range: 7 to 12 mm	Batch size: 25	239447
--	--	----------------	--------

Reduction sealing insert, silicone (-60 ... +75 °C)

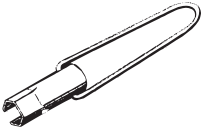
For low temperature

Art. No.

	Connection thread: M25 x 1.5 Clamping range: 7 - 12 mm	Lot size: 25	239455
--	---	--------------	--------

Special key

Art. No.

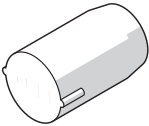
	Thread size: M25	Packaging unit: 1	114205
--	------------------	-------------------	--------

Plug (-60 ... +75 °C; depending on cable gland that has been used)

For closing unused cable glands

Material: Polyamide

Art. No.

	Diameter: 12 mm	Lot size: 50	240049
	Diameter: 17 mm	Lot size: 50	240056

Spare Parts

Installation Equipment and Accessories



Cable gland

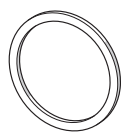
Without reduction sealing insert

8161/7-M25-1710 Art. No. 239173

Flat gasket (standard), EPDM (-40 ... +75 °C)

Replacement seals for cable glands

Art. No.



For cable glands 8161/.-M25-17 Lot size: 100
Connection thread: M25

222372

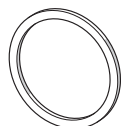
For cable glands 8161/.-M25-17 Lot size: 50
Connection thread: M25

222365

Flat gasket silicone (-60 ... +75°C)

Replacement seals for low temperature

Art. No.



For cable glands 8161/.-M25-17 Lot size: 100
Connection thread: M25

240250

We reserve the right to make alterations to the technical data, dimensions, weights, designs and products available without notice. The illustrations cannot be considered binding.