

Installation Equipment and Accessories



Cable gland

Without reduction sealing insert

8161/7-M50-3523 Art. No. 239176



- For safe cable entry in Ex e and Ex i areas
- Can be used at temperatures of between -60 ... +75 °C, degree of protection IP68
- Available in Ex e and Ex i versions (Ex i version distinguished by its blue cap nut)
- Suitable for cable diameters from 1 ... 48 mm
- Versions with multi-seal inserts

MY R. STAHL 8161B



R. STAHL's 8161/7 and 8161/8 series cable entries can be used to safely run cables into Ex e enclosures. They are suitable for cables between 1 to 48 mm in diameter. They are available for Ex e and Ex i circuits – the Ex i version can be distinguished by its blue cap nut. A stopping plug can be integrated to seal any cable entries that are not being used.

Technical Data

Explosion Protection

Ex version	Ex e
Application range (zones)	1 2 21 22
IECEX gas certificate	IECEX PTB 14.0011 X
IECEX gas explosion protection	Ex eb IIC Gb
IECEX dust certificate	IECEX PTB 14.0011 X
IECEX dust explosion protection	Ex tb IIIC Db
ATEX gas certificate	PTB 14 ATEX 1008 X
ATEX gas explosion protection	⊕ II 2 G Ex eb IIC Gb
ATEX dust certificate	PTB 14 ATEX 1008 X
ATEX dust explosion protection	⊕ II 2 D Ex tb IIIC Db
Certificates	ATEX (PTB), Brazil (ULB), IECEX (PTB), Korea (KGS)
Declaration of Conformity	ATEX (EUK)

Ambient Conditions

Ambient temperature	-40 °C ... +75 °C
Use at the height of	< 2000 m

Mechanical Data

Strain relief	No
Degree of protection (IP)	IP66
Degree of protection note	IP68 at 5 bar 30 min. (IP protection according to IEC/EN 60529)
Sealing material	EPDM profile seal
Sealing ring material	EPDM
Material	Polyamide
Material 2	Glass fibre reinforced
Silicone-free	Yes

Cable gland

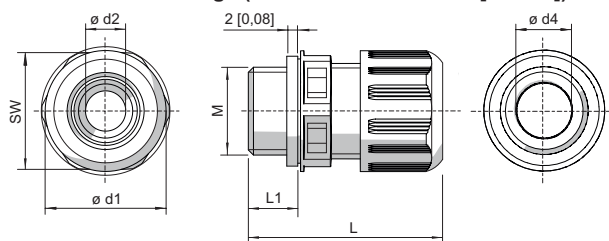
Without reduction sealing insert

8161/7-M50-3523 Art. No. 239176

Mechanical Data

Self-extinguishing	Yes
Flame-retardant	Yes
Halogen-free	Yes
Surface resistance	$\leq 10^{13} \Omega$
Clamping range	23 – 35 mm
Armouring type	Unarmoured cable types
Clamping range	23 ... 35 mm
Total length	59 to 72 mm
Dimension d1	61 mm
Dimension d2	35.3 mm
Dimension d4	40 mm
Width across corners	61 mm
Width across flats	55 mm
Thread size	M50
Thread length	14 mm
Thread pitch	1,5 mm
Impact strength (IEC 60079)	7 J
Impact strength	7 J
Colour	Black
Lot size	4
Weight	107 g
Weight	0.24 lb

Dimensional Drawings (All Dimensions in mm [inches]) – Subject to Alterations



M = Thread size
 SW = Width across flats
 L1 = Thread length
 L = Total length

Cable glands without bend protection

Thread size	Width across flats	Total length	Total length (with long thread)	Thread length	Thread length (long thread)	Clamping range	Clamping range + reduction sealing insert	Di-mension d1	Di-mension d2	Di-mension d4
M12	16.00 mm	29 to 34 mm	35 to 40 mm	9 mm	15 mm	3 - 6 mm	1 - 6 mm	18 mm	7.3 mm	6.3 mm
M16	20.00 mm	31 to 37 mm	37 to 43 mm	9 mm	15 mm	5 - 9 mm	2 - 9 mm	22 mm	10.3 mm	9.3 mm
M20	24.00 mm	36 to 43 mm	41 to 48 mm	10 mm	15 mm	7 - 13 mm	4 - 13 mm	27 mm	13.3 mm	13.3 mm
M25	29.00 mm	38 to 46 mm	43 to 51 mm	10 mm	15 mm	10 - 17 mm	7 - 17 mm	32 mm	17.3 mm	17.3 mm

Installation Equipment and Accessories



Cable gland

Without reduction sealing insert

8161/7-M50-3523 Art. No. 239176


M32	36.00 mm	42 to 50 mm	45 to 53 mm	12 mm	15 mm	13 - 21 mm	9 - 21 mm	40 mm	21.3 mm	21.3 mm
M40	46.00 mm	52 to 65 mm	58 to 71 mm	12 mm	18 mm	17 - 28 mm	12 - 28 mm	51 mm	28.3 mm	30 mm
M50	55.00 mm	59 to 72 mm	63 to 76 mm	14 mm	18 mm	23 - 35 mm	16 - 35 mm	61 mm	35.3 mm	40 mm
M63	68.00 mm	64 to 78 mm	67 to 81 mm	15 mm	18 mm	34 - 48 mm	28 - 48 mm	75 mm	48.3 mm	53 mm

Accessories

Locknut, brass nickel-plated (-60 ... +75 °C)

To fasten the cable glands in through holes

Art. No.

	Material: Nickel-plated brass Thread size: M50	Lot size: 25	241564
--	---	--------------	--------

Locknut, plastic (-40 ... +75 °C)

To fasten the cable glands in through holes

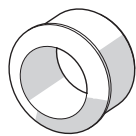
Art. No.

	Material: Polyamide Thread size: M50	Lot size: 25	239466
---	---	--------------	--------

Reduction sealing insert (standard), EPDM (-40 ... +75 °C)

For cable glands

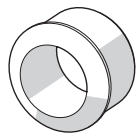
Art. No.

	Connection thread: M50 x 1.5 Clamping range: 16 – 25 mm	Lot size: 10	239450
--	--	--------------	--------

Reduction sealing insert, silicone (-60 ... +75 °C)

For low temperature

Art. No.

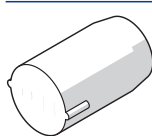
	Connection thread: M50 x 1.5 Clamping range: 16 – 25 mm	Lot size: 10	239458
--	--	--------------	--------

Plug (-60 ... +75 °C; depending on cable gland that has been used)

For closing unused cable glands

Material: Polyamide

Art. No.

	Diameter: 25 mm	Lot size: 25	240058
	Diameter: 35 mm	Lot size: 10	240060

Spare Parts

Flat gasket (standard), EPDM (-40 ... +75 °C)

Replacement seals for cable glands

Art. No.

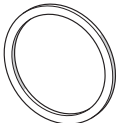
Installation Equipment and Accessories



Cable gland

Without reduction sealing insert

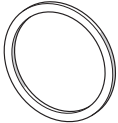
8161/7-M50-3523 Art. No. 239176

	For cable glands 8161/.-M50-35 Lot size: 100 Connection thread: M50	222375
	For cable glands 8161/.-M50-35 Lot size: 50 Connection thread: M50	222368

Flat gasket silicone (-60 ... +75°C)

Replacement seals for low temperature

Art. No.

	For cable glands 8161/.-M50-35 Lot size: 100 Connection thread: M50	240253
--	--	--------

We reserve the right to make alterations to the technical data, dimensions, weights, designs and products available without notice. The illustrations cannot be considered binding.