

Installation equipment

16 A compact flange socket

Flange socket

8572/15-302 Art. No. 241405



- Zones 1, 2, 21 and 22, degree of protection IP66
- Full AC-3 switching capacity according to IEC/EN 60947-3
- Wear-free contacts protected against corrosion for use in a corrosive atmosphere

MY R. STAHL 8572C



R. STAHL Series 8572/15 16 A compact flange sockets are suitable for 3-pole applications. The compact dimensions and integrated rotary switch enable installation in various applications. Self-cleaning lamellar contacts made of high-quality material provide optimum electrical contact. The integrated locking device prevents disconnection under load.

Technical Data

Explosion Protection

Area of application	European Union (ATEX) IECEX
Application range (zones)	1, 2, 21, 22
IECEX gas certificate	IECEX PTB 16.0028U
IECEX gas explosion protection	Ex db eb IIC Gb
IECEX dust certificate	IECEX PTB 16.0028U
IECEX dust explosion protection	Ex tb IIIC Db
ATEX gas certificate	PTB 16 ATEX 1016 U
ATEX gas explosion protection	⊕ II 2 G Ex db eb IIC Gb
ATEX dust certificate	PTB 16 ATEX 1016 U
ATEX dust explosion protection	⊕ II 2 D Ex tb IIIC Db
Certificates	ATEX (PTB), China (CQST), IECEX (PTB)

Electrical Data

Type of voltage	Low voltage
AC rated operational voltage	> 50 V AC
Rated operational current	3 A
Electrical service life	> 5x10 ³ switching cycles
Mechanical service life	> 5x10 ³ switching cycles
Frequency range	> 300 – 500 Hz

Device Specific Data

Back-up fuse with thermal protection	35 A gG
Back-up fuse without thermal protection	16 A gG

Ambient Conditions

Ambient temperature	-50 °C to +65 °C
Ambient temperature	-58 °F to +149 °F
Ambient temperature note	For further information, see the operating instructions.

Installation equipment

16 A compact flange socket

Flange socket

8572/15-302 Art. No. 241405



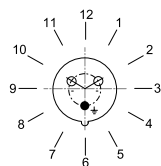
Mechanical Data

Degree of protection IP (IEC 60529)	IP66
IP degree of protection (IEC 60079)	IP64
Enclosure material	Polyamide, Glass fibre reinforced
Silicone-free	No
Solid connection cross-section	1 x 0.75 mm ² ... 2 x 4 mm ²
Connection cross-section AWG single stranded	1 x AWG 18 ... 2 x AWG 10
Finely stranded connection cross-section	1 x 0.75 mm ² ... 2 x 4 mm ²
Finely stranded connection cross-section AWG	1 x AWG 18 ... 2 x AWG 10
Width	78 mm
Width, inches	3.07 in
Height	82 mm
Height in inches	3.21 in
Length	139 mm
Length in inches	5.49 in
Impact strength (IEC 60079)	7 J
Impact strength (IEC 62262)	IK10
Colour code	Green
Coding (clock hour position)	2
Series	SolConeX
Detailed number of poles	2 P + PE
Weight	380 g
Weight	0.84 lb

Mounting / Installation

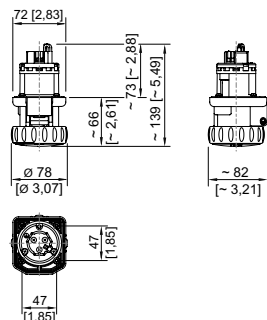
Connection	Screw terminal
------------	----------------

Technical Drawings – Subject to Alterations



Position of clock hour position
Example: 6 h position

Dimensional Drawings (All Dimensions in mm [inches]) – Subject to Alterations



3-pole flange socket

Installation equipment

16 A compact flange socket

Flange socket

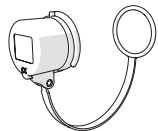
8572/15-302 Art. No. 241405



Accessories

Protective cap for Series 8570 plug

Art. No.



3-pole

150496

We reserve the right to make alterations to the technical data, dimensions, weights, designs and products available without notice. The illustrations cannot be considered binding.