


TRANBERG Solutions

Navigation lighting Processing unit

Monitoring from to 4 power supply units

TEF49000902 Art. No. 241970



- DIN rail mounting.
- Supplies control power to the modules in the commander system.
- Monitoring of up to 4 power supplies, 24VDC.
- Potential free general alarm output, 1C/O contact.
- Alarm silence digital input, 24VDC.
- Alarm mute output, 1C/O potential-free contact. Used to mute the alarm at an external alarm centre.
- Galvanic isolated communication port for alarm handling connection to Voyage Data Recorder (VDR) or SCADA interface.
- Built-in snubber network which allows termination of a wide range of communication cable, 100-250 Ohm characteristic impedance. End resistors shall not be used.

MY R. STAHL T4600C



Designed for controlling Tranberg's Commander Series. Each CPU is configured at the factory for each individual system.

Technical Data

Electrical Data

DC rated operational voltage	18 ... 32 V
DC supply voltage	24 V
Power consumption	max. 0.1 A/24 V DC
Number of RS-485 interfaces	2
Auxiliary contacts	2 change-over contacts

Auxiliary Power

Auxiliary pwr nom. voltage DC	24 V
-------------------------------	------

Output

Note on behaviour of output	RS-422
Note on fault message contact	max. 250 V/2 A

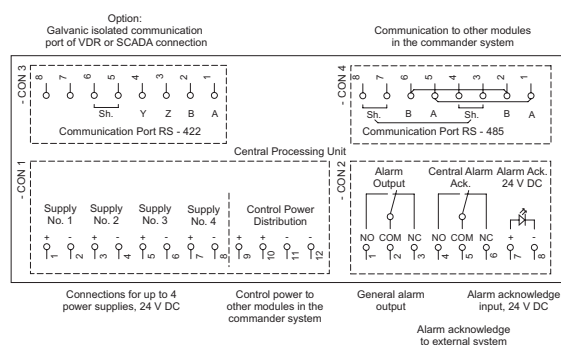
Diagnostics

Communication	RS-485
---------------	--------

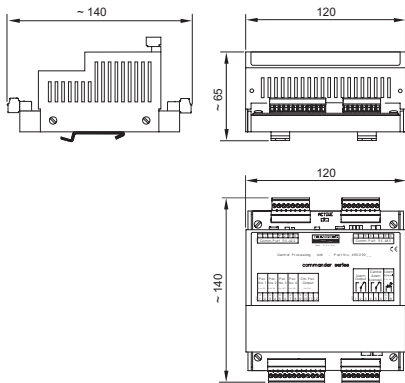
Mechanical Data

Degree of protection (IP)	IP20
Number of buttons	0
Weight	800 g

Technical Drawings – Subject to Alterations



Dimensional Drawings (All Dimensions in mm [inches]) – Subject to Alterations



We reserve the right to make alterations to the technical data, dimensions, weights, designs and products available without notice. The illustrations cannot be considered binding.