


# Installation equipment

## Coupling 16A compact downstream of isolating transf.



8572/14-312 Art. No. 242346



- Wear-free, corrosion-protected contacts even in an aggressive atmosphere
- Wide temperature range for use
- High mechanical impact and shock resistance
- Perfect protection against the ingress of liquids and dust
- 3D data available to download from the website

MY R. STAHL 8572B



R. STAHL Series 8572/14 coupler are 3-pole 16 A compact coupler made from robust plastic for voltages up to 277 V. Self-cleaning lamellar contacts provide optimum contact and the floating pins allow the plugs to be inserted and removed in the zero position with minimum effort. The integrated locking mechanism prevents disconnection under load.

### Technical Data

#### Explosion Protection

Scope of validity	European Union (ATEX) IECEX China (CQST)
Application range (zones)	1 2 21 22
IECEX gas certificate	IECEX PTB 16.0027
IECEX gas explosion protection	Ex db eb IIC T6 Gb
IECEX dust certificate	IECEX PTB 16.0027
IECEX dust explosion protection	Ex tb IIIC T75 °C Db
ATEX gas certificate	PTB 16 ATEX 1015
ATEX gas explosion protection	⊕ II 2 G Ex db eb IIC T6 Gb
ATEX dust certificate	PTB 16 ATEX 1015
ATEX dust explosion protection	⊕ II 2 D Ex tb IIIC T75 °C Db
Certificates	ATEX (PTB), China (CQST), IECEX (PTB)
Declaration of Conformity	ATEX (EUK), China (CCC)

#### Electrical Data

Rated operational voltage AC	50 to 250 V AC
Rated operational current	max. 16 A
Electrical service life	> 5x10 <sup>3</sup> switching cycles
Mechanical service life	> 5x10 <sup>3</sup> switching cycles
Type of voltage	Low voltage
Frequency range	50 / 60 Hz

#### Device Specific Data

Back-up fuse with thermal protection	35 A gG
Back-up fuse without thermal protection	16 A gG

8572/14-312 Art. No. 242346

### Ambient Conditions

Ambient temperature	-50 °C to +65 °C
Ambient temperature	-58 °F to +149 °F
Ambient temperature note	For further information, see the operating instructions.

### Mechanical Data

Degree of protection IP (IEC 60529)	IP66
IP degree of protection (IEC 60079)	IP64
Enclosure material	Polyamide, Glass fibre reinforced
Silicone-free	No
Silicone-free note	Optional: Silicone-free variant available on request (ambient temperature -40 °C to +65 °C)
Finely stranded connection cross-section	1 x 0.75 mm <sup>2</sup> ... 1 x 4 mm <sup>2</sup>
Finely stranded connection cross-section AWG	1 x AWG 18 ... 1 x AWG 12
Width	77 mm
Width in inches	3.07 in
Height	83.5 mm
Height, inches	3.29 in
Length	243 mm
Length, inches	9.57 in
Impact strength (IEC 60079)	7 J
Colour code	Blue
Coding (clock hour position)	12
Series	SolConeX
Detailed number of poles	2 P + PE
Weight	380 g
Weight	0.84 lb

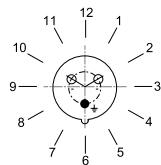
### Mounting / Installation

Connection	Screw terminal
------------	----------------

### Components

Cable diameter	8 – 15 mm
Cable diameter inch	0.31 – 0.59 in

### Technical Drawings – Subject to Alterations



Position of clock hour position  
Example: 6 h position

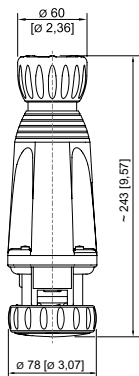
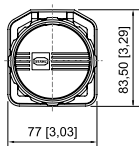
# Installation equipment

Coupling 16A compact downstream of isolating transf.



8572/14-312 Art. No. 242346

Dimensional Drawings (All Dimensions in mm [inches]) – Subject to Alterations

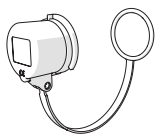


Coupling

## Accessories

Protective cap for Series 8570 plug

Art. No.



3-pole

150496

We reserve the right to make alterations to the technical data, dimensions, weights, designs and products available without notice. The illustrations cannot be considered binding.