


# Installation equipment

## Coupling 16A compact Extra-low voltage



8573/14-200 Art. No. 243182



- Wide temperature range for use
- High mechanical impact and shock resistance
- Perfect protection against the ingress of liquids and dust
- 3D data available to download from the website

MY R. STAHL 8573C



The new R. STAHL Series 8573/14 couplers are designed for 2- or 3-pole applications up to 16 A for low voltages up to 50 V. The robust, chemical-resistant plastic allows for a compact design. Self-cleaning lamellar contacts provide optimum contact. The integrated rotary switch mechanism and the integrated locking mechanism prevent disconnection under load.

### Technical Data

#### Explosion Protection

Scope of validity	European Union (ATEX) IECEX China (CQST)
Application range (zones)	1 2 21 22
IECEX gas certificate	IECEX PTB 16.0029
IECEX gas explosion protection	Ex db eb IIC T6 Gb
IECEX dust certificate	IECEX PTB 16.0029
IECEX dust explosion protection	Ex tb IIIC T70 °C Db
ATEX gas certificate	PTB 16 ATEX 1017
ATEX gas explosion protection	⊕ II 2 G Ex db eb IIC T6 Gb
ATEX dust certificate	PTB 16 ATEX 1017
ATEX dust explosion protection	⊕ II 2 D Ex tb IIIC T70 °C Db
Certificates	ATEX (PTB), China (CQST), IECEX (PTB)
Declaration of Conformity	ATEX (EUK), China (CCC)
Explosion protection note	Product label may vary. Series devices have certification according to ATEX and IECEX.

#### Electrical Data

Rated operational voltage AC	20 to 25 V AC
Rated operational current	max. 16 A
Electrical service life	> 5x10 <sup>3</sup> switching cycles
Mechanical service life	> 5x10 <sup>3</sup> switching cycles
Type of voltage	Extra-low voltage
Frequency range	50 / 60 Hz

#### Device Specific Data

Back-up fuse with thermal protection	35 A gG
Back-up fuse without thermal protection	16 A gG

# Installation equipment

## Coupling 16A compact Extra-low voltage



8573/14-200 Art. No. 243182

### Ambient Conditions

Ambient temperature	-50 °C to +60 °C
Ambient temperature	-58 °F to +140 °F
Ambient temperature note	For further information, see the operating instructions.

### Mechanical Data

Degree of protection IP (IEC 60529)	IP66
IP degree of protection (IEC 60079)	IP64
Enclosure material	Polyamide, Glass fibre reinforced
Silicone-free	No
Silicone-free note	Optional: Silicone-free variant available on request (ambient temperature -40 °C to +60 °C)
Finely stranded connection cross-section	1 x 0.75 mm <sup>2</sup> ... 1 x 4 mm <sup>2</sup>
Finely stranded connection cross-section AWG	1 x AWG 18 ... 1 x AWG 12
Width	77 mm
Width in inches	3.07 in
Height	83.5 mm
Height, inches	3.29 in
Length	243 mm
Length, inches	9.57 in
Impact strength (IEC 60079)	7 J
Colour code	Violet
Coding (clock hour position)	0
Series	SolConeX
Detailed number of poles	2 P
Weight	300 g
Weight	0.66 lb

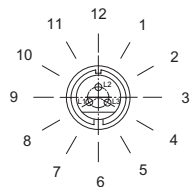
### Mounting / Installation

Connection	Screw terminal
------------	----------------

### Components

Cable diameter	8 – 15 mm
Cable diameter inch	0.31 – 0.59 in

### Technical Drawings – Subject to Alterations



Position of clock hour position  
Example: 6 h position

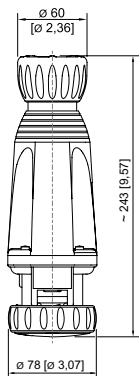
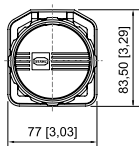
# Installation equipment

## Coupling 16A compact Extra-low voltage



8573/14-200 Art. No. 243182

Dimensional Drawings (All Dimensions in mm [inches]) – Subject to Alterations



Coupling

We reserve the right to make alterations to the technical data, dimensions, weights, designs and products available without notice. The illustrations cannot be considered binding.