

Installation equipment

Coupling 16A compact Extra-low voltage



8573/14-212 Art. No. 243187



- Wide temperature range for use
- High mechanical impact and shock resistance
- Perfect protection against the ingress of liquids and dust
- 3D data available to download from the website

MY R. STAHL 8573C



The new R. STAHL Series 8573/14 couplers are designed for 2- or 3-pole applications up to 16 A for low voltages up to 50 V. The robust, chemical-resistant plastic allows for a compact design. Self-cleaning lamellar contacts provide optimum contact. The integrated rotary switch mechanism and the integrated locking mechanism prevent disconnection under load.

Technical Data

Explosion Protection

Scope of validity	European Union (ATEX) IECEX China (CQST)
Application range (zones)	1 2 21 22
IECEX gas certificate	IECEX PTB 16.0029
IECEX gas explosion protection	Ex db eb IIC T6 Gb
IECEX dust certificate	IECEX PTB 16.0029
IECEX dust explosion protection	Ex tb IIIC T70 °C Db
ATEX gas certificate	PTB 16 ATEX 1017
ATEX gas explosion protection	⊕ II 2 G Ex db eb IIC T6 Gb
ATEX dust certificate	PTB 16 ATEX 1017
ATEX dust explosion protection	⊕ II 2 D Ex tb IIIC T70 °C Db
Certificates	ATEX (PTB), China (CQST), IECEX (PTB)
Declaration of Conformity	ATEX (EUK), China (CCC)
Explosion protection note	Product label may vary. Series devices have certification according to ATEX and IECEX.

Electrical Data

Rated operational voltage AC	40 to 50 V AC
Rated operational current	max. 16 A
Electrical service life	> 5x10 ³ switching cycles
Mechanical service life	> 5x10 ³ switching cycles
Type of voltage	Extra-low voltage
Frequency range	50 / 60 Hz

Device Specific Data

Back-up fuse with thermal protection	35 A gG
Back-up fuse without thermal protection	16 A gG

Installation equipment

Coupling 16A compact Extra-low voltage



8573/14-212 Art. No. 243187

Ambient Conditions

Ambient temperature	-50 °C to +60 °C
Ambient temperature	-58 °F to +140 °F
Ambient temperature note	For further information, see the operating instructions.

Mechanical Data

Degree of protection IP (IEC 60529)	IP66
IP degree of protection (IEC 60079)	IP64
Enclosure material	Polyamide, Glass fibre reinforced
Silicone-free	No
Silicone-free note	Optional: Silicone-free variant available on request (ambient temperature -40 °C to +60 °C)
Finely stranded connection cross-section	1 x 0.75 mm ² ... 1 x 4 mm ²
Finely stranded connection cross-section AWG	1 x AWG 18 ... 1 x AWG 12
Width	77 mm
Width in inches	3.07 in
Height	83.5 mm
Height, inches	3.29 in
Length	243 mm
Length, inches	9.57 in
Impact strength (IEC 60079)	7 J
Colour code	Light grey
Coding (clock hour position)	12
Series	SolConeX
Detailed number of poles	2 P
Weight	300 g
Weight	0.66 lb

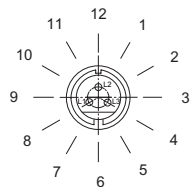
Mounting / Installation

Connection	Screw terminal
------------	----------------

Components

Cable diameter	8 – 15 mm
Cable diameter inch	0.31 – 0.59 in

Technical Drawings – Subject to Alterations



Position of clock hour position
Example: 6 h position

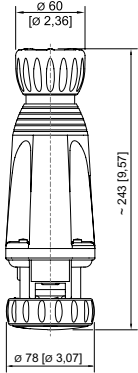
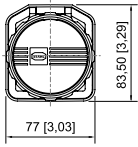
Installation equipment

Coupling 16A compact Extra-low voltage



8573/14-212 Art. No. 243187

Dimensional Drawings (All Dimensions in mm [inches]) – Subject to Alterations



Coupling

We reserve the right to make alterations to the technical data, dimensions, weights, designs and products available without notice. The illustrations cannot be considered binding.